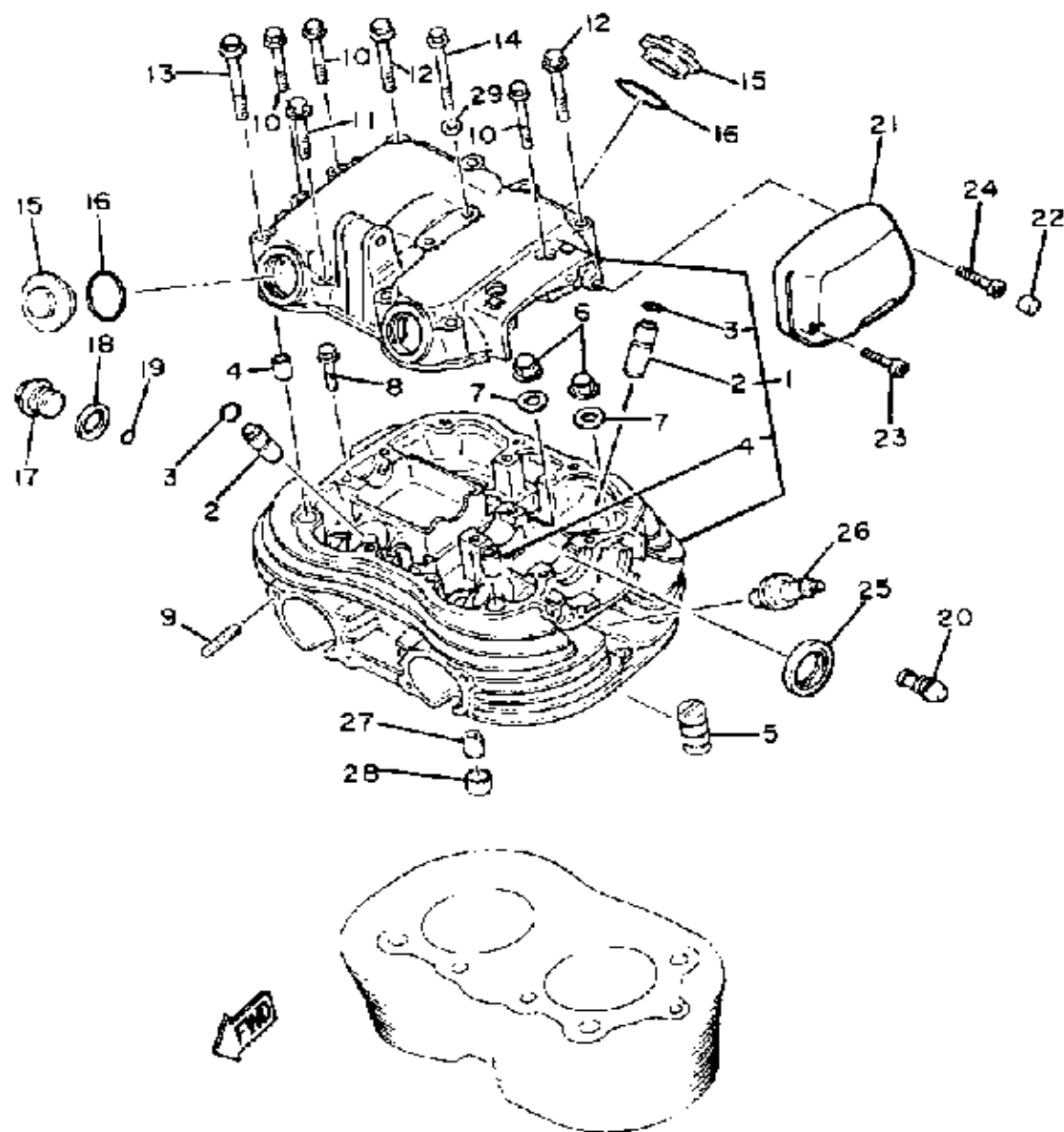


YAMAHA

GENUINE

PARTS CATALOGUE

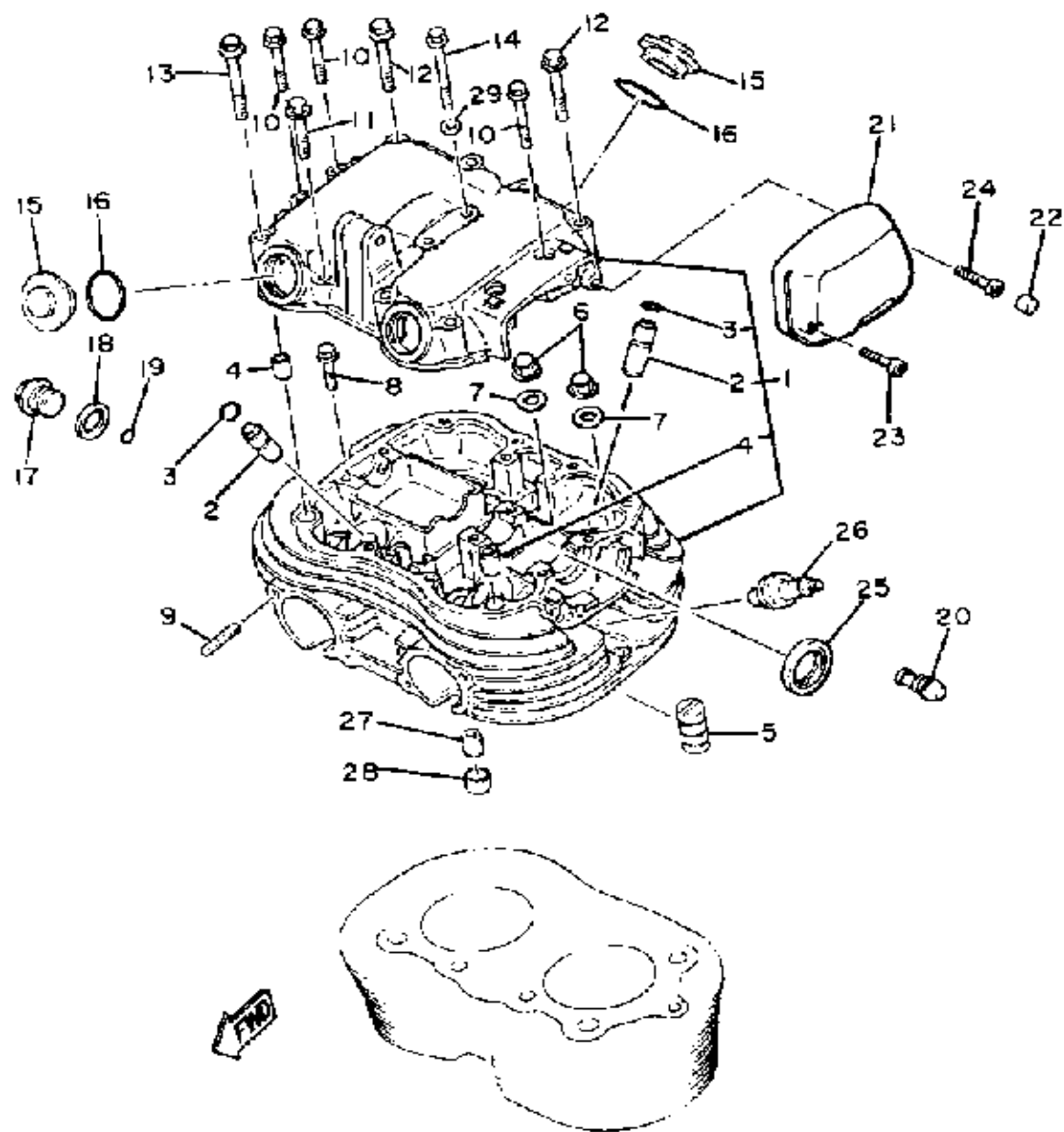
MOTORCYCLE



CYLINDER HEAD

Ref. No.	Part Number	Description	Qty	Remarks
1	4R4-11101-00-00	CYLINDER HEAD ASSEMBLY .	1	
2	4H7-11133-10-00	. GUIDE, INTAKE VALVE	4	
3	93440-12052-00	. CIRCLIP	4	
4	99510-10114-00	. PIN, DOWEL	2	
5	(1L9-11162-30-00)	ABSORBER 2	2	
6	90176-10049-00	NUT, CROWN	8	
7	3F9-W0001-90-00	GASKT KIT TE XS4 0		SEE GRID G-1 FOR KIT COMPONENT
	90201-10128-00	WASHER, PLATE	8	
8	95811-06025-00	BOLT, FLANGE	2	
9	90116-08046-00	BOLT, STUD	4	
10	95811-06045-00	BOLT, flange (95812-06045-00)	4	
11	95811-08040-00	BOLT, FLANGE	1	
12	95811-08050-00	BOLT, FLANGE (95812-08050) .	5	
13	95811-08060-00	BOLT, FLANGE	2	
14	95811-06060-00	BOLT, FLANGE	2	
15	1H2-11186-00-00	PLUG, VIEWER	4	
16	93210-32172-00	O-RING	4	
17	1L9-11177-01-00	PLUG, ROCKER	2	
18	90430-16048-00	GASKET	2	
19	93210-07242-00	O-RING	2	
20	1L9-11197-00-00	PLUG, BLIND	2	
21	3F9-11157-00-00	COVER, BREAKER 1	1	
22	90334-11035-00	PLUG, STRAIGHT	1	
23	3F9-W0001-90-00	GASKT KIT TE XS4 0		SEE GRID G-1 FOR KIT COMPONENT
	98501-05035-00	SCREW, PAN HEAD	1	
24	98580-05016-00	SCREW, PAN HEAD	1	
25	93102-23190-00	OIL SEAL, SD-TYPE	1	

CONTINUED ON NEXT FRAME ➤

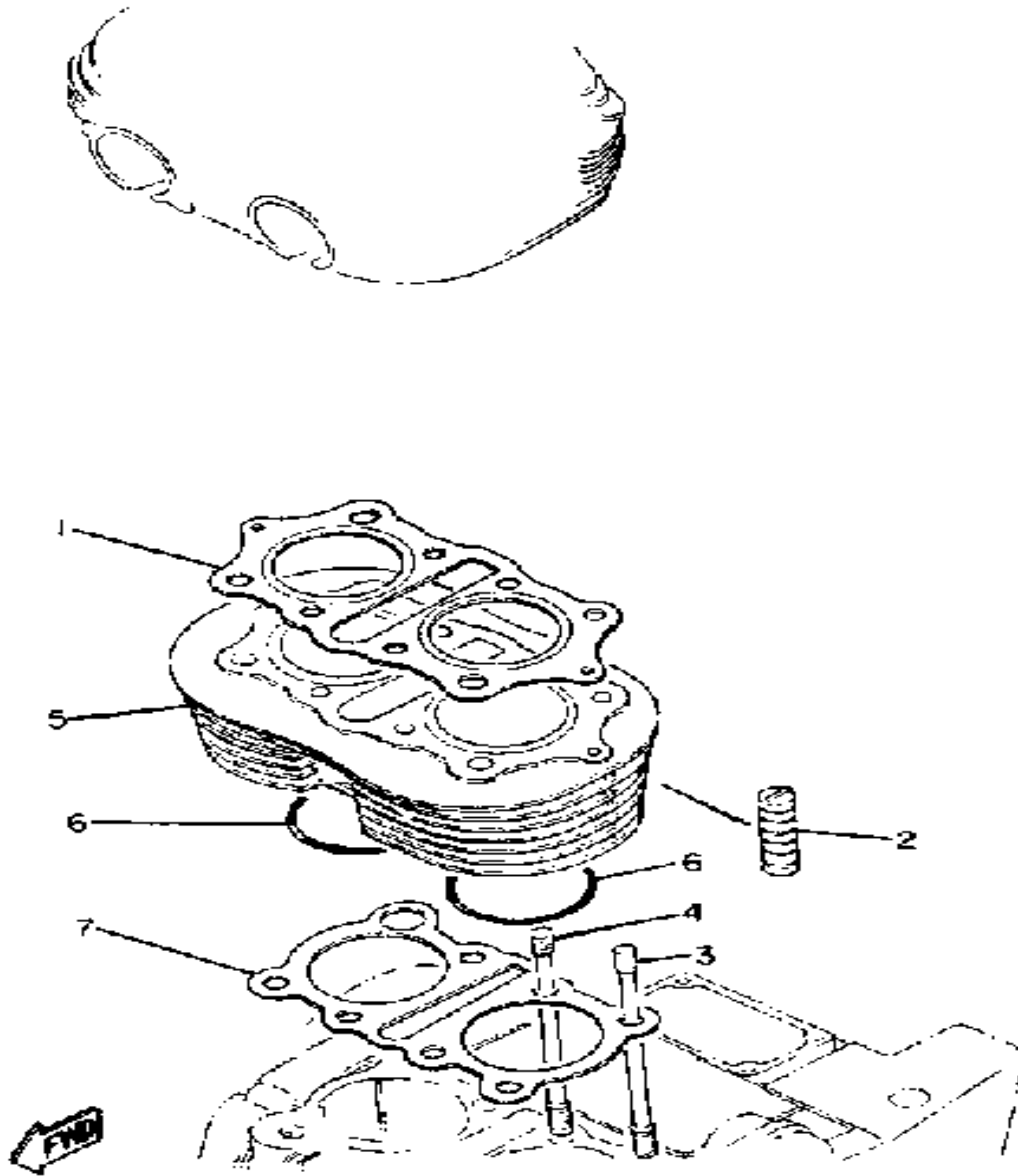


CYLINDER HEAD

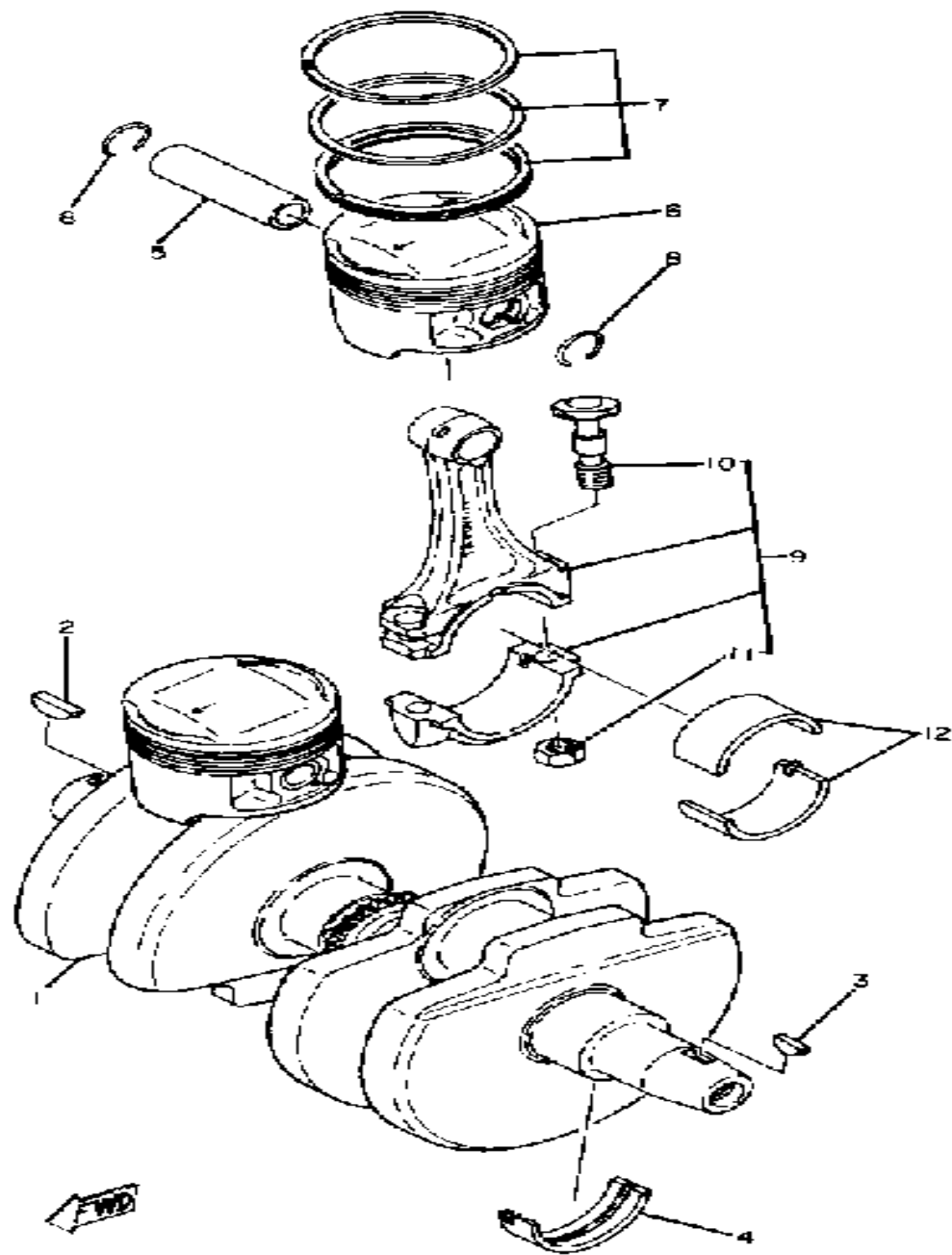
Ref. No.	Part Number	Description	Qty	Remarks
26	NGK-BP7ES-00-00	PLUG, SPARK (NGK BP-7ES)	2	
27	99530-14016-00	PIN, DOWEL	3	
28	90430-14131-00	GASKET	1	
29	90201-06630-00	WASHER, PLATE	2	

CYLINDER

Ref. No.	Part Number	Description	Qty	Remarks
1	2A2-11181-09-00	GASKET, CYLINDER HEAD 1 .	1	
2	(1L9-11162-30-00)	ABSORBER 2	4	
3	1L9-11361-00-00	BOLT, CYLINDER HOLDING 1 .	4	
4	1L9-11362-00-00	BOLT, CYLINDER HOLDING 2 .	4	
5	(4R4-11310-00-00)	CYLINDER	1	
6	93210-74316-00	O-RING	2	
7	2A2-11351-00-00	GASKET, CYLINDER	1	

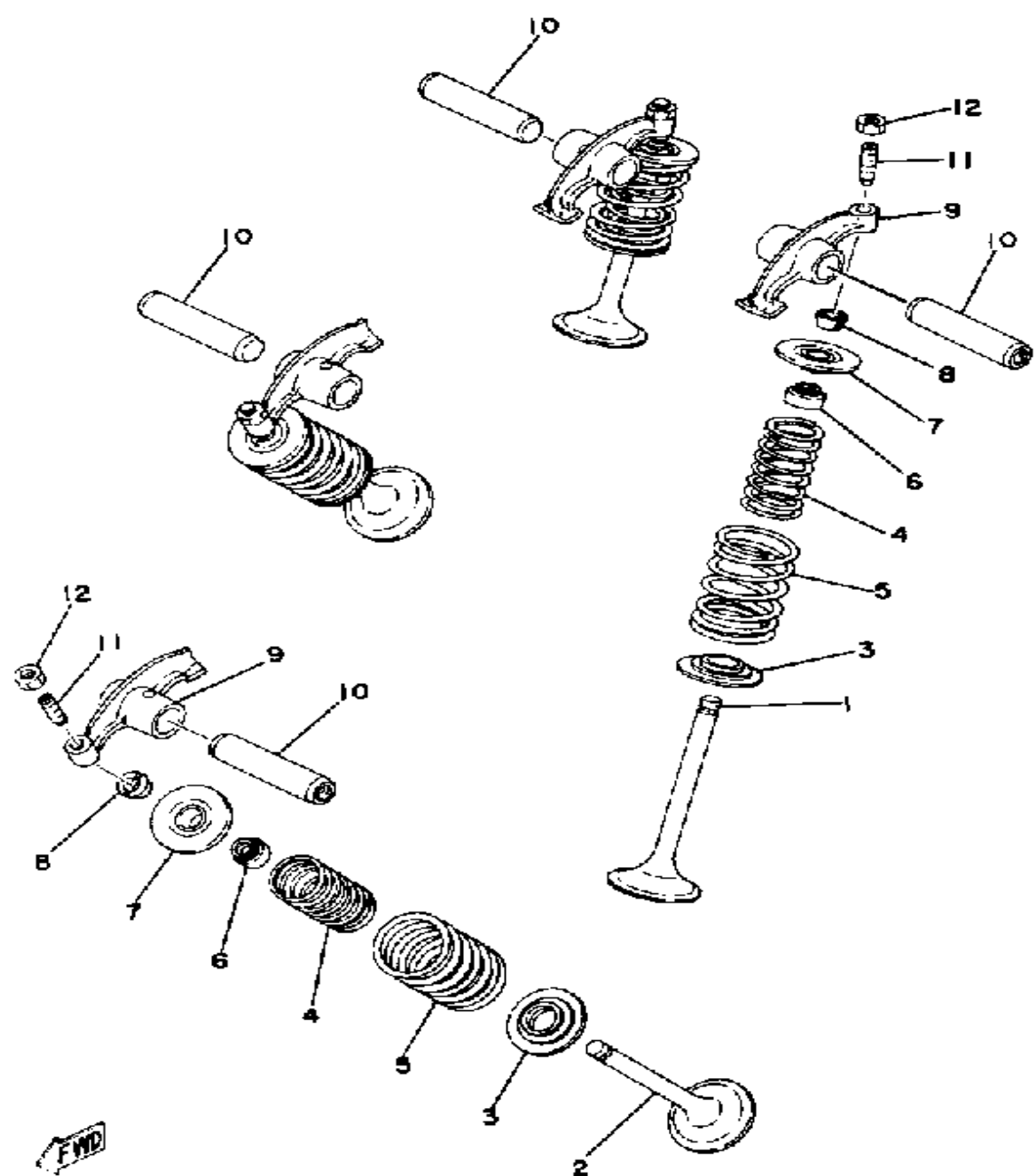


CRANKSHAFT - PISTON



Ref. No.	Part Number	Description	Qty	Remarks
1	(2A2-11411-00-00)	CRANKSHAFT	1	
2	90280-05049-00	KEY, WOODRUFF	1	
3	90280-04005-00	KEY, WOODRUFF	1	
4	12R-11416-00-00	PLANE BRNG, CRSF 1	4	U.R. BLUE
	12R-11416-10-00	PLANE BRNG, CRSF 1	4	U.R. BLACK
	12R-11416-20-00	PLANE BRNG, CRSF 1	4	U.R. BROWN
	12R-11416-30-00	PLANE BRNG, CRSF 1	4	U.R. GREEN
5	29U-11633-00-00	PIN, PISTON	2	
6	(2L0-11637-00-00)	PISTON 3 O/S 0.5	2	ALTERNATE PART
	2L0-11631-00-Y0	PISTON STD	2	
	2L0-11635-00-00	PISTON 1 O/S 0.5		ALTERNATE PART
	2L0-11636-00-00	PISTON 2 O/S 0.0	2	ALTERNATE PART
	2L0-11638-00-00	PISTON 4 O/S 1.0	2	ALTERNATE PART
7	2A2-11610-00-00	PISTON RINGSET STD	2	
	2A2-11610-10-00	PISTON RINGSET 1ST	2	ALTERNATE PART
	2A2-11610-20-00	PISTON RINGSET 2ND	2	ALTERNATE PART
	2A2-11610-30-00	PISTON RINGSET 3RD	2	ALTERNATE PART
	2A2-11610-40-00	PISTON RINGSET 4TH	2	ALTERNATE PART
8	93450-17044-00	CIRCLIP	4	
9	1L9-Y1165-00-00	CONNECTING ROD ASSEMBLY	2	
10	371-11654-01-00	. BOLT, CON ROD	2	
11	90170-08129-00	. NUT, HEXAGON (371-11655-00)	2	
12	36Y-11656-00-00	PLANE BRNG, CON RODCONNECTING ROD	1	U.R. BLUE
	36Y-11656-10-00	PLANE BRNG, CON RODCONNECTING ROD	1	U.R. BLACK
	36Y-11656-20-00	PLANE BRNG, CON RODCONNECTING ROD	1	U.R. BROWN
	36Y-11656-30-00	PLANE BRNG, CON RODCONNECTING ROD	1	U.R. GREEN

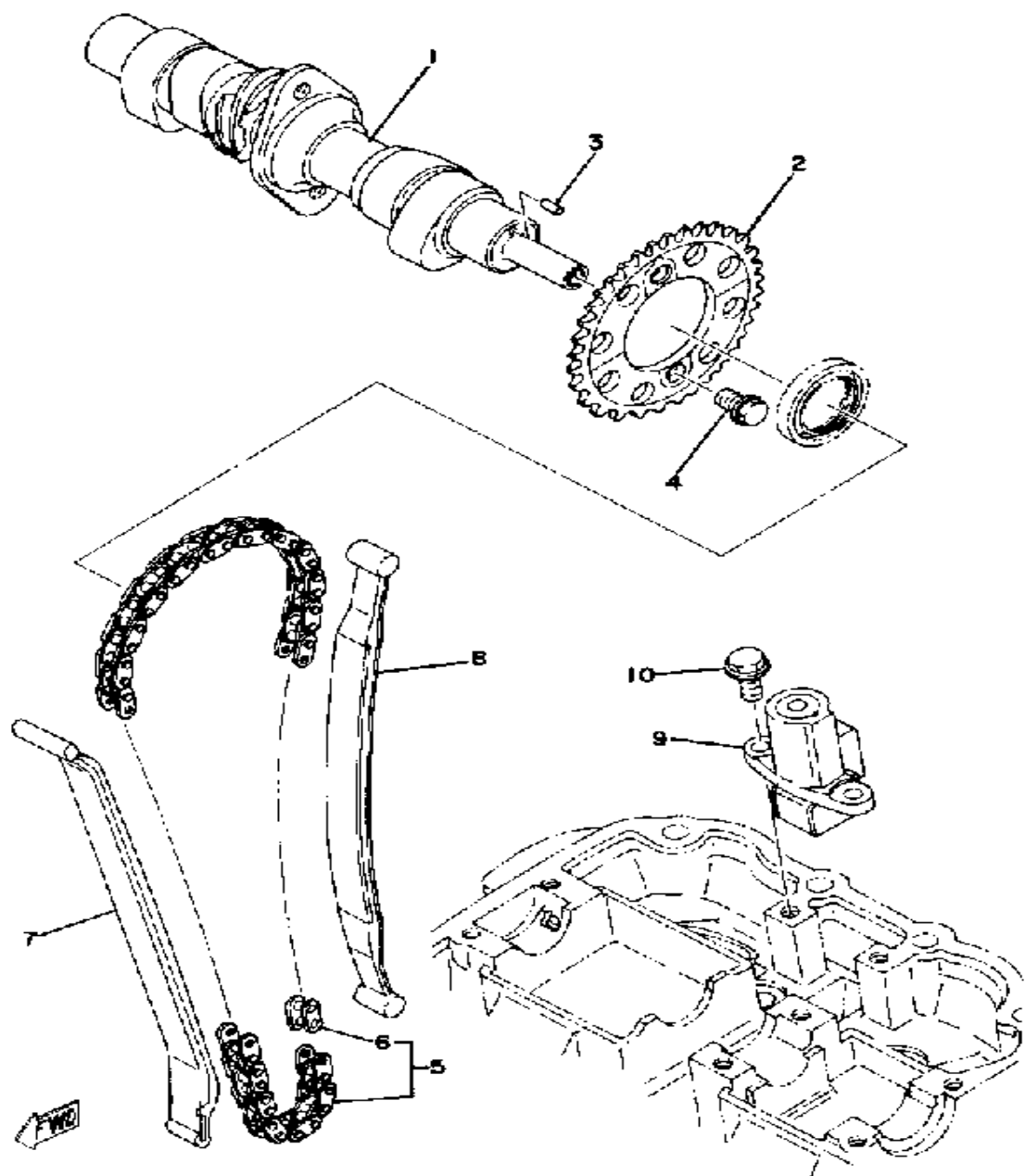
CONTINUED ON NEXT FRAME ➤



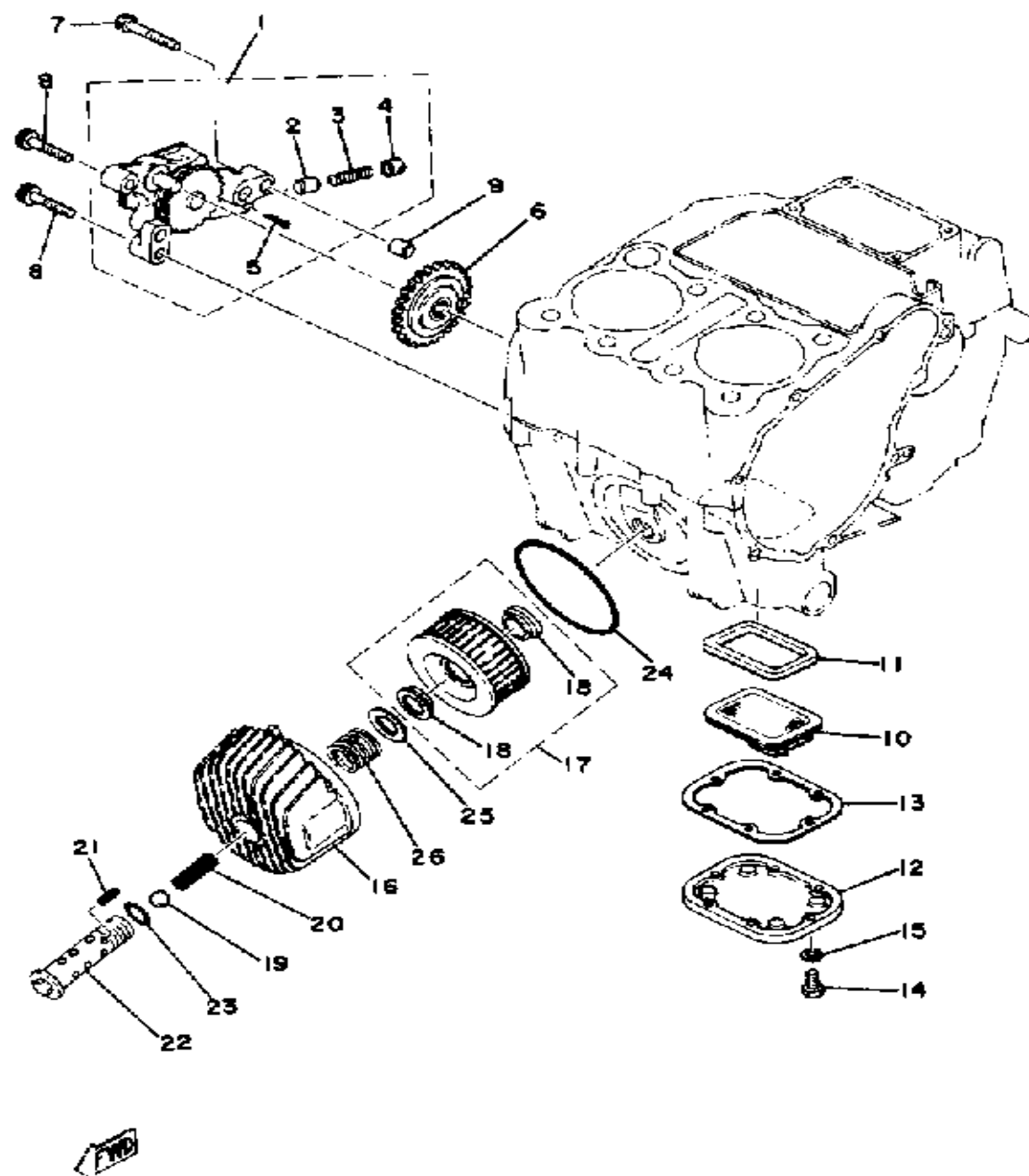
VALVE

Ref. No.	Part Number	Description	Qty	Remarks
1	1L9-12111-03-00	VALVE, INTAKE 3	2	
2	1L9-12121-02-00	VALVE, EXHAUST 2	2	
3	1L9-12116-00-00	SEAT, VALVE SPRING	4	
4	1L9-12113-00-00	SPRING, VALVE INNER	4	
5	1L9-12114-00-00	SPRING, VALVE OUTER	4	
6	1J7-12119-01-00	SEAL, VALVE STEM	4	
7	1L9-12117-00-00	RETAINER, VALVE SPR	4	
8	1J7-12118-00-00	COTTER, VALVE	8	
9	1L9-12151-01-00	ARM, VALVE ROCKER	4	
10	1L9-12156-01-00	SHAFT, ROCKER	4	
11	22U-12159-00-00	SCREW, VALVE ADJUSTING	4	
12	90170-06128-00	NUT	4	

CAMSHAFT - CHAIN

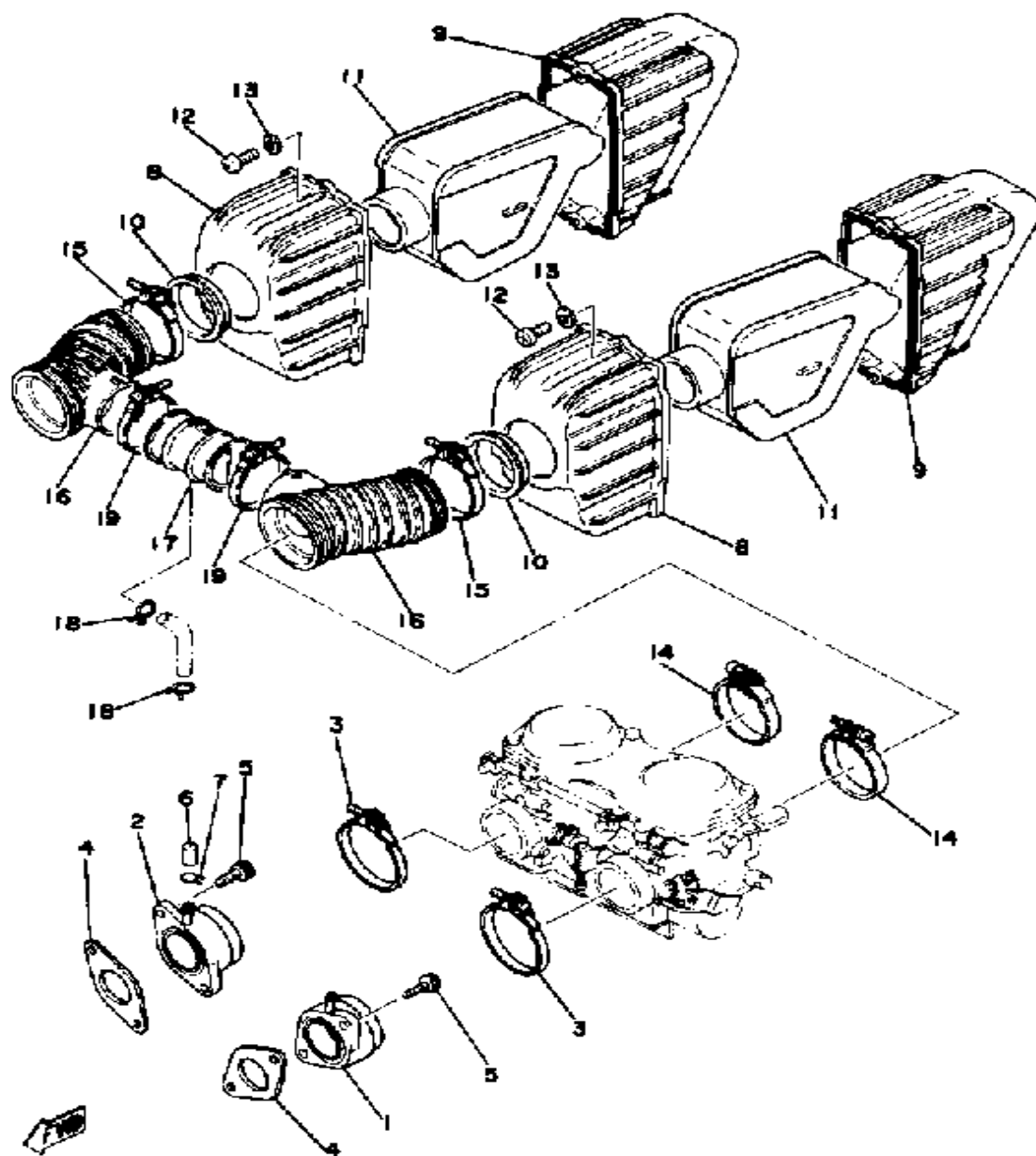


Ref. No.	Part Number	Description	Qty	Remarks
1	1M0-12171-00-00	CAMSHAFT 1	1	
2	1L9-12176-00-00	SPROCKET, CAM CHAIN	1	
3	93603-07073-00	PIN, DOWEL	1	
4	90105-07087-00	BOLT, WASHER BASED	2	
5	94500-02092-00	CHAIN, CAMSHAFT (BF05M 92L)	1	
6	94600-02001-00	. JOINT, CHAIN (BF05M)	1	TSUBAKIMOTO
7	1L9-12231-00-00	GUIDE, STOPPER 1	1	
8	1L9-12241-02-00	GUIDE, STOPPER 2	1	
9	1L9-12210-02-00	TENSNR ASSEMBLY, CAM CHN	1	
10	95811-06016-00	BOLT, FLANGE (95822-06016) .	2	



OIL PUMP

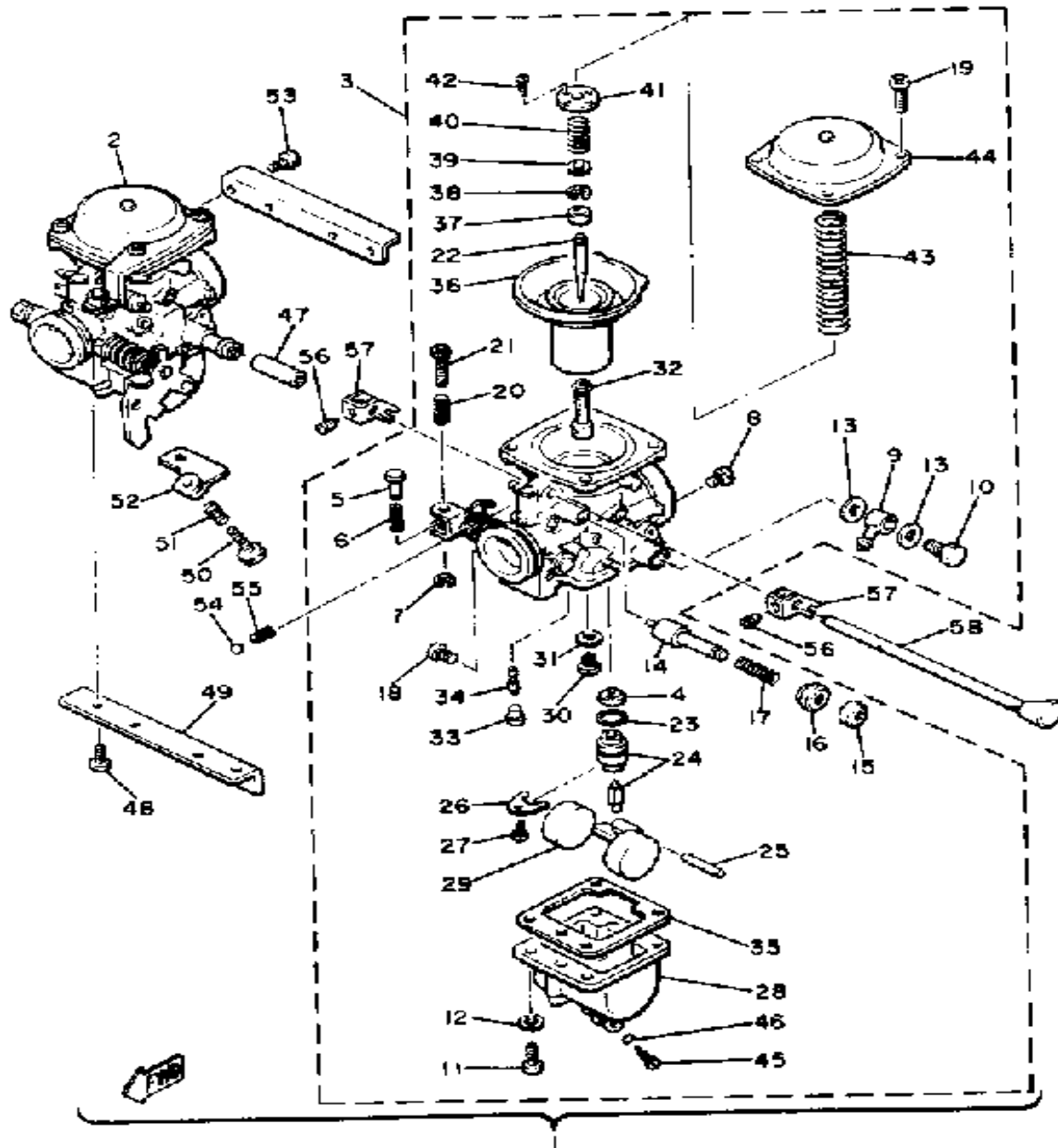
Ref. No.	Part Number	Description	Qty	Remarks
1	1L9-13300-00-00	OIL PUMP ASSEMBLY	1	
2	1L9-13483-00-00	. PLUNGER, RELIEF	1	
3	(1L9-13484-00-00)	SPRING, RELIEF	1	
4	(1L9-13486-00-00)	RETAINER, RLIEF VLV	1	
5	91401-25030-00	. PIN, COTTER	1	
6	1L9-13341-01-00	GEAR, OIL PUMP IDLE	1	
7	91316-08045-00	BOLT, SOCKET HEAD	1	
8	91318-08035-00	BOLT, SOCKET HEAD	2	
9	99510-10114-00	PIN, DOWEL	1	
10	(3X8-13411-00-00)	STRAINER, OIL	1	
11	3X8-13415-00-00	SEAL, OIL STRAINER	1	
12	(1L9-13417-00-00)	COVER, STRAINER	1	
13	1L9-13414-00-00	GASKET, STRNR COVER	1	
14	97313-05016-00	BOLT, HEXAGON	6	
15	92901-05600-00	WASHER, PLATE	6	
16	1L9-13447-01-00	COVER, OIL ELEMENT	1	
17	1L9-13441-11-00	ELEMENT, OIL CLNR	1	
18	90480-23193-00	. GROMMET	2	
19	93501-02018-00	BALL 1 2	1	
20	90501-12413-00	SPRING, COMPRESSION	1	
21	91609-20018-00	PIN, SPRING	1	
22	1L9-13340-01-00	BY-PASS VALVE ASSEMBLY .	1	
23	93210-16629-00	O-RING	1	
24	93210-87723-00	O-RING	1	
25	90201-21608-00	WASHER, PLATE	1	
26	90501-20422-00	SPRING, COMPRESSION	1	



INTAKE

Ref. No.	Part Number	Description	Qty	Remarks
1	2A2-13586-00-00	JOINT, CARBURETOR 1	1	
2	2A2-13596-00-00	JOINT, CARBURETOR 2	1	
3	90460-51131-00	CLAMP, HOSE	2	
4	1L9-13556-00-00	GASKET, MANIFOLD	2	
5	91316-06020-00	BOLT, SOCKET HEAD	4	
6	16G-13569-00-00	PLUG, BLIND	1	
7	90467-10039-00	CLIP	1	
8	2A2-14411-00-00	CASE, AIR CLEANER 1	2	
9	2A2-14421-00-00	CASE, AIR CLEANER 2	2	
10	90480-50194-00	GROMMET	2	
11	1L9-14451-00-00	ELEMENT, AIR CLNR	2	
12	98503-04014-00	SCREW, PAN HEAD	4	
13	92901-04600-00	WASHER, PLATE	4	
14	90460-58015-00	CLAMP, HOSE	2	
15	90460-49058-00	CLAMP, HOSE	2	
16	2L0-14453-00-00	JOINT, AIR CLNR 1	2	
17	90413-40002-00	WAY, 3	1	
18	90467-14015-00	CLIP	2	
19	90460-45040-00	CLAMP, HOSE	2	

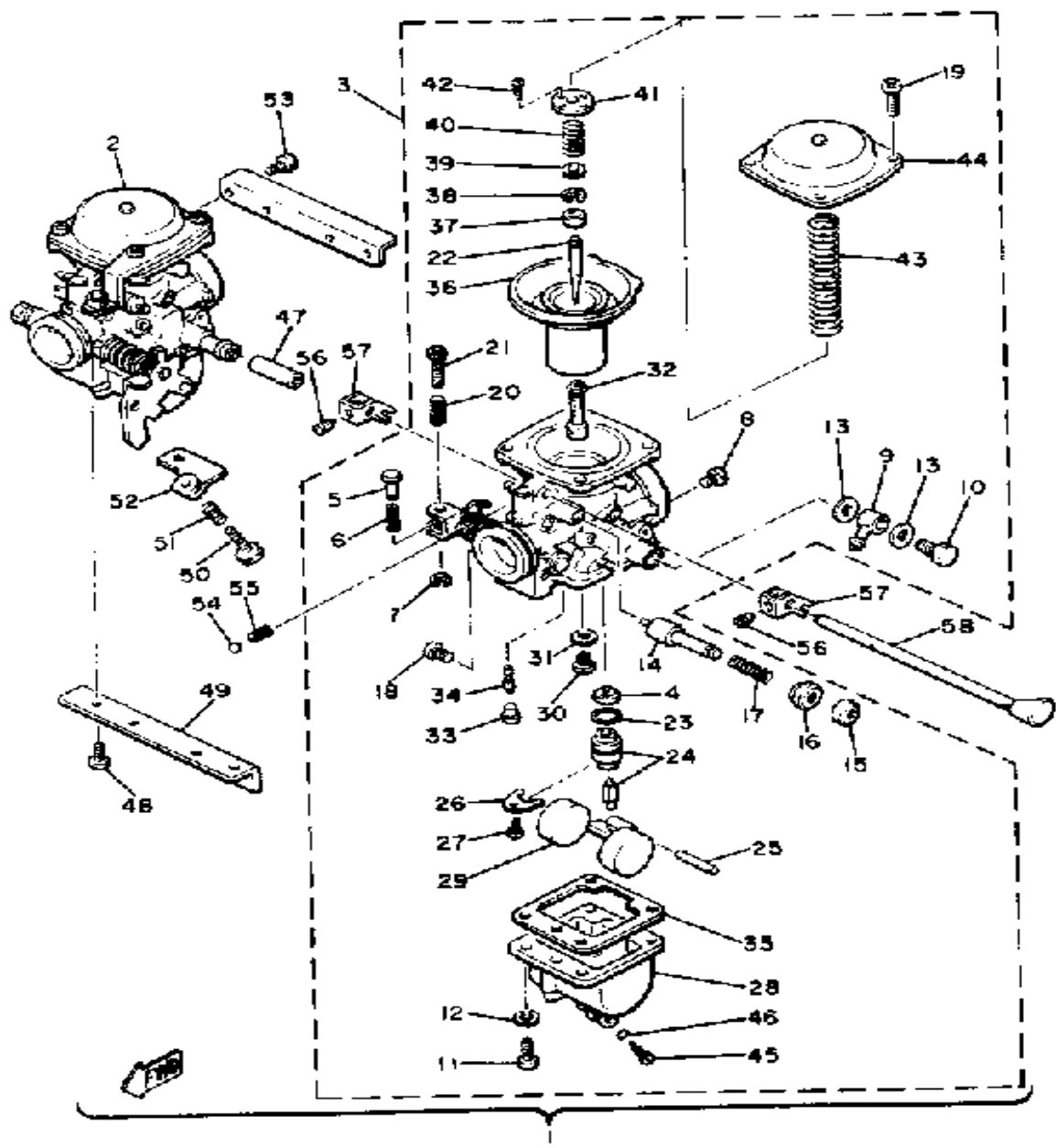
CARBURETOR



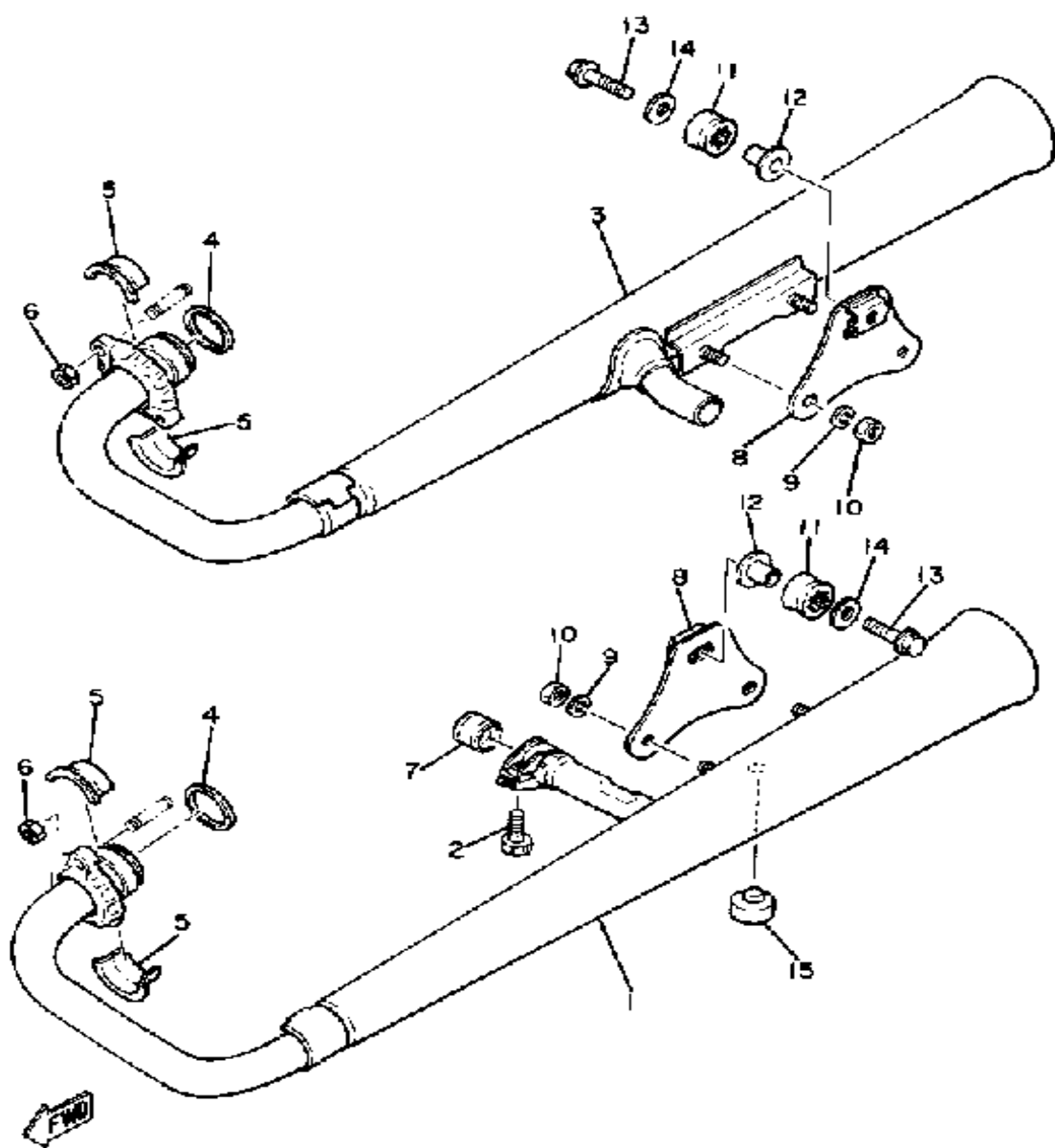
Ref. No.	Part Number	Description	Qty	Remarks
2	3F9-14902-00-00	. CARBURETOR ASSEMBLY 2	1	
3	3F9-14901-00-00	. CARBURETOR ASSEMBLY 1	1	
4	1J7-14994-00-00	.. NET, FILTER	2	
5	584-14992-00-00	.. ROD	1	
6	(584-14934-00-00)	SPRING, THRTL STOP	1	
7	256-14937-00-00	.. CLIP	1	
8	3G2-14231-32-00	.. JET, MAIN (#160)	2	
9	(3F7-14988-00-00)	PIPE, STARTER CON	1	
10	1L9-14166-00-00	.. BOLT, BANJO	1	
11	98580-05016-00	.. SCREW, PAN HEAD	8	
12	92990-05100-00	.. WASHER, SPRING	8	
13	1L9-14952-00-00	.. WASHER	2	
14	3F7-14171-00-00	.. PLUNGER, STARTER	2	
15	3F7-14173-00-00	.. COVER, PLUNGER CAP ...	2	
16	3F7-14174-00-00	.. CAP, PLUNGER	2	
17	3F7-14135-00-00	.. SPRING, PLUNGER	2	
18	(98302-05006-00)	SCREW, CYLINDER.HEAD	2	
19	98580-05010-00	.. SCREW, PAN HEAD	8	
20	3F7-14133-00-00	.. SPRING, THROTTLE STOP .	1	
21	12R-1490K-00-00	.. STOP SCREW SET	1	
22	(452-14116-09-00)	NEEDLE	2	
23	8F2-14147-00-00	.. O-RING	2	
24	25G-14107-20-00	.. NEEDLE VALVE SET	2	
25	537-14186-00-00	.. PIN, FLOAT	2	
26	2H0-14146-00-00	.. PLATE	2	
27	98511-04006-00	.. SCREW, PAN HEAD (98501-04005)	2	
28	(3F7-14981-07-00)	BODY, FLOAT CHAMBER	2	
29	3F7-14985-00-00	.. FLOAT	2	

CONTINUED ON NEXT FRAME ►

CARBURETOR



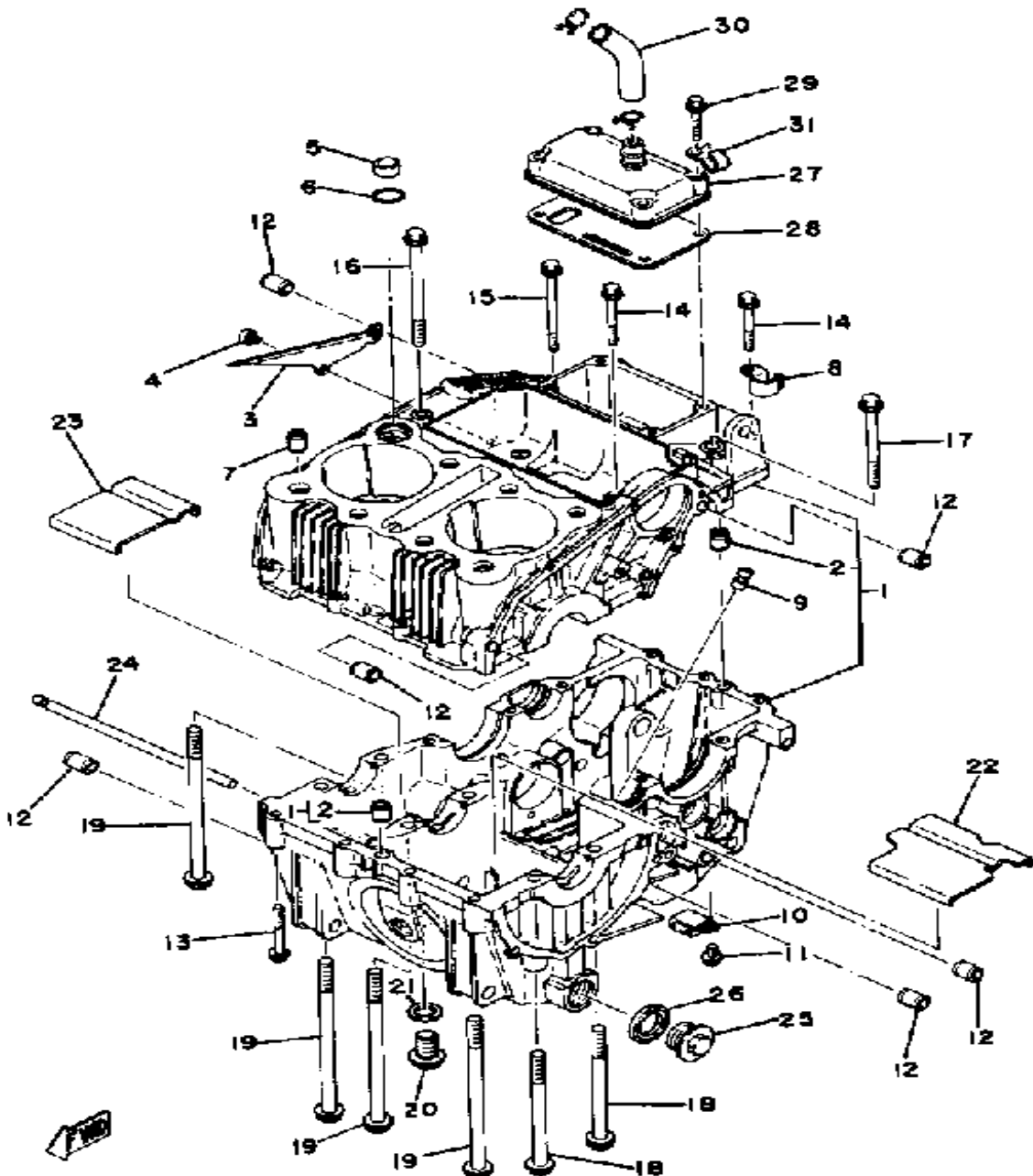
Ref. No.	Part Number	Description	Qty	Remarks
30	620-14231-27-A0	.. JET, MAIN #1 5	2	
31	137-14153-00-00	.. WASHER, MAIN JET	2	
32	(2A2-14941-92-00)	NOZZLE, MAIN	2	
33	3F7-14991-00-00	.. PLUG (K/L)	2	
34	256-14142-42-A0	.. JET, PILOT #42 5	2	
35	3F7-14984-00-00	.. GASKET, FLOAT CHMBR ..	2	
36	3F7-14940-01-00	.. DIAPHRAGM ASSEMBLY ..	2	
37	3F7-14918-00-00	.. RING	2	
38	256-14919-00-00	.. CLIP	2	
39	3F7-14952-00-00	.. WASHER	2	
40	3F7-14589-00-00	.. SPRING	2	
41	3F7-14936-00-00	.. SEAT, SPRING	2	
42	98580-03008-00	.. SCREW, PAN HEAD	4	
43	3F7-14933-00-00	.. SPRING, DIAPHRAGM	2	
44	(3F7-14958-01-00)	COVER, DIAPHRAGM	2	
45	2L1-14191-00-00	.. PLUG, DRAIN	2	
46	214-14147-00-00	.. O-RING	2	
47	(1L9-14987-00-00)	HOSE	1	
48	98503-06014-00	.. SCREW, PAN HEAD (92502-06016)	4	
49	(1L9-14146-00-00)	PLATE	1	
50	11H-14103-00-00	.. THROTTLE SCREW SET	1	



EXHAUST

Ref. No.	Part Number	Description	Qty	Remarks
1	3F9-14710-80-00	MUFFLER ASSEMBLY L	1	
2	91316-08025-00	BOLT, SOCKET HEAD	1	
3	3F9-14720-80-00	MUFFLER ASSEMBLY R	1	
4	1L9-14613-00-00	GASKET, EXST PIPE	2	
5	1J7-14614-00-00	FLANGE, EXST PIPE	4	
6	95333-08600-00	NUT	4	
7	1JK-14714-00-00	GASKET, MUFFLER	1	
8	4R4-14771-01-00	STAY, MUFFLER 1	2	
9	92990-08100-00	WASHER	4	
10	95333-08600-00	NUT	4	
11	(4R4-27414-00-00)	DAMPER, FOOTREST	2	
12	90387-10636-00	COLLAR	2	
13	95811-10040-00	BOLT, FLANGE (95801-10040)	2	
14	90201-10669-00	WASHER, PLATE	2	
15	278-27114-00-00	STOPPER, MAIN STAND	1	

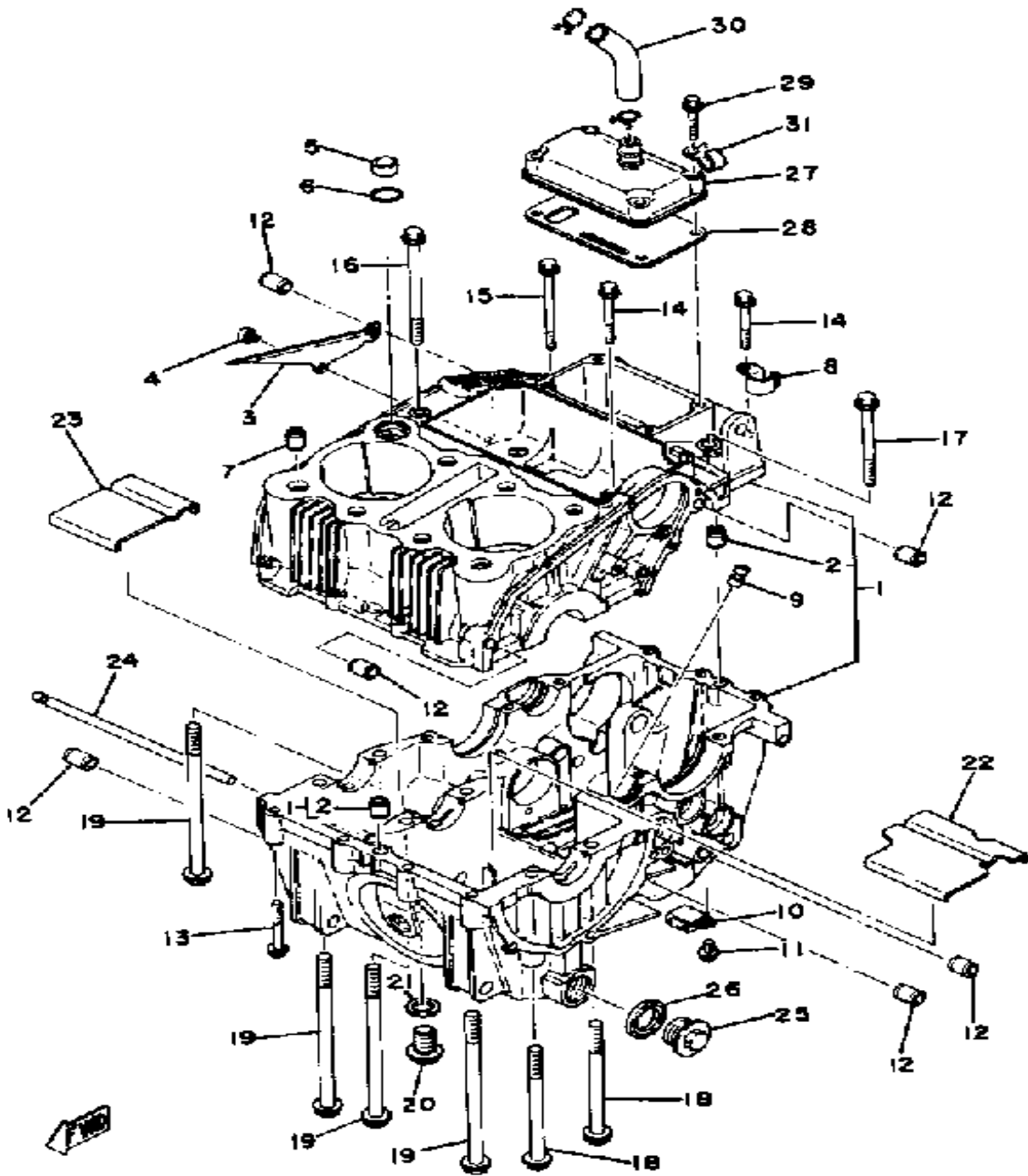
CRANKCASE



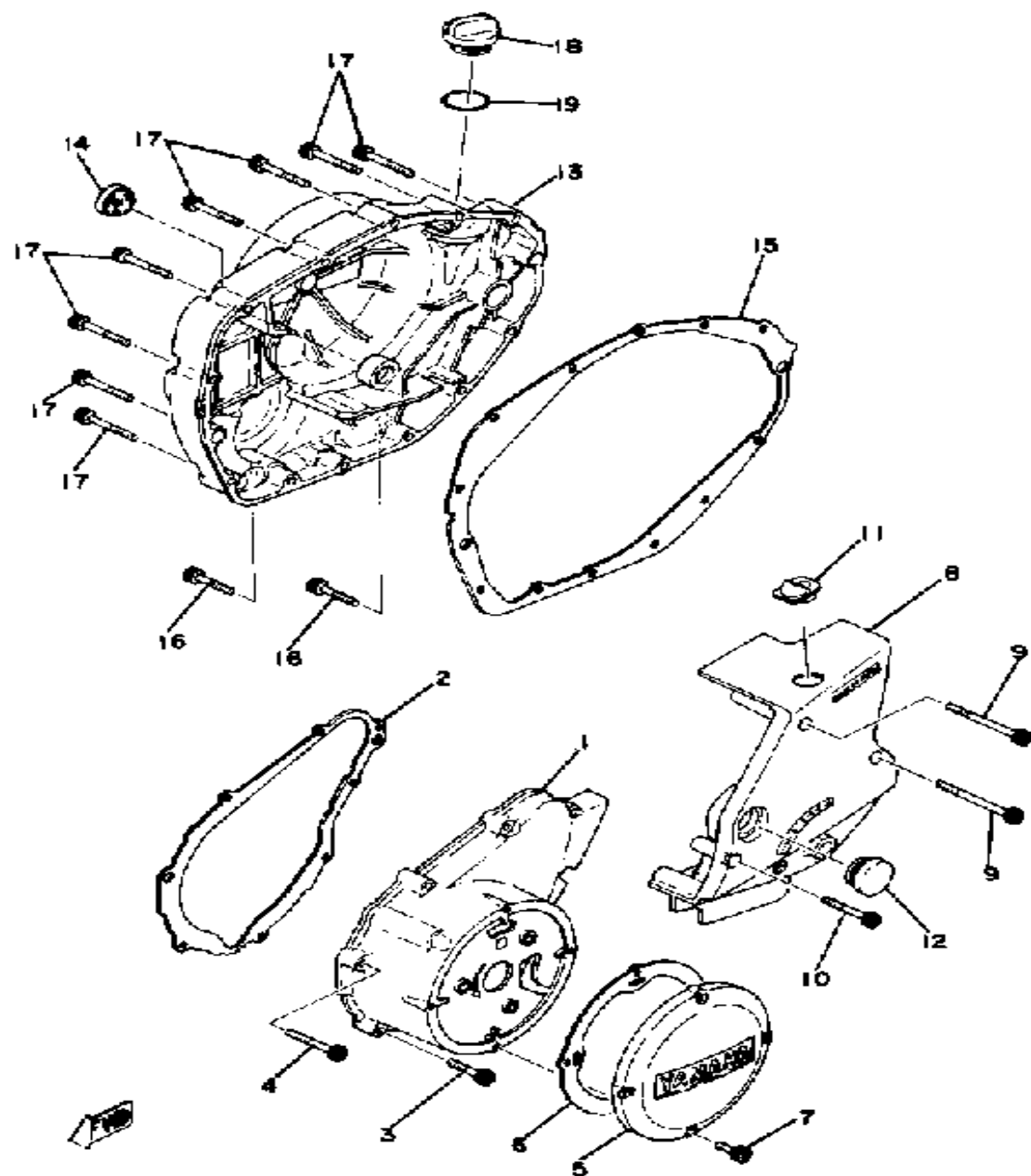
Ref. No.	Part Number	Description	Qty	Remarks
1	(4R4-15100-00-00)	CRANKCASE ASSEMBLY	1	
2	99510-10114-00	. PIN, DOWEL	2	
3	(1L9-15412-00-00)	COVER, OIL PUMP	1	
4	98580-05010-00	SCREW, PAN HEAD	2	
5	90387-16547-00	COLLAR	1	
6	93210-18322-00	O-RING	1	
7	99530-14016-00	PIN, DOWEL	2	
8	(90465-10092-00)	CLAMP (1L9)	1	
9	(1L9-15138-01-00)	NOZZLE 1	1	
10	(90465-10110-00)	CLAMP	1	
11	90105-06069-00	BOLT, WASHER BASED	1	
12	99510-10114-00	PIN, DOWEL	8	
13	95811-06045-00	BOLT, flange (95812-06045-00)	5	
14	95811-06050-00	BOLT, FLANGE	6	
15	(90105-06076-00)	BOLT, WASHER BASED	1	
16	(90105-06077-00)	BOLT, WASHER BASED	2	
17	95811-08080-00	BOLT, FLANGE	1	
18	90105-08082-00	BOLT, WASHER BASED	2	
19	90105-08084-00	BOLT, WASHER BASED	4	
20	90109-14385-00	BOLT	1	
21	90430-14042-00	GASKET	1	
22	(1L9-15123-00-00)	PLATE, BUFFLE 1	1	
23	(1L9-15124-00-00)	PLATE, BUFFLE 2	1	
24	(1L9-15122-00-00)	BAR, BFL PLATE FXD	1	
25	90340-22047-00	PLUG, STRAIGHT SCREW	1	
26	90430-22144-00	GASKET	1	
27	(1L9-11108-00-00)	BREATHER COVER ASSEMBLY	1	
28	1L9-11169-00-00	GASKET, BRTHR COVER	1	
29	95811-06030-00	BOLT, FLANGE	4	

CONTINUED ON NEXT FRAME ➤

CRANKCASE



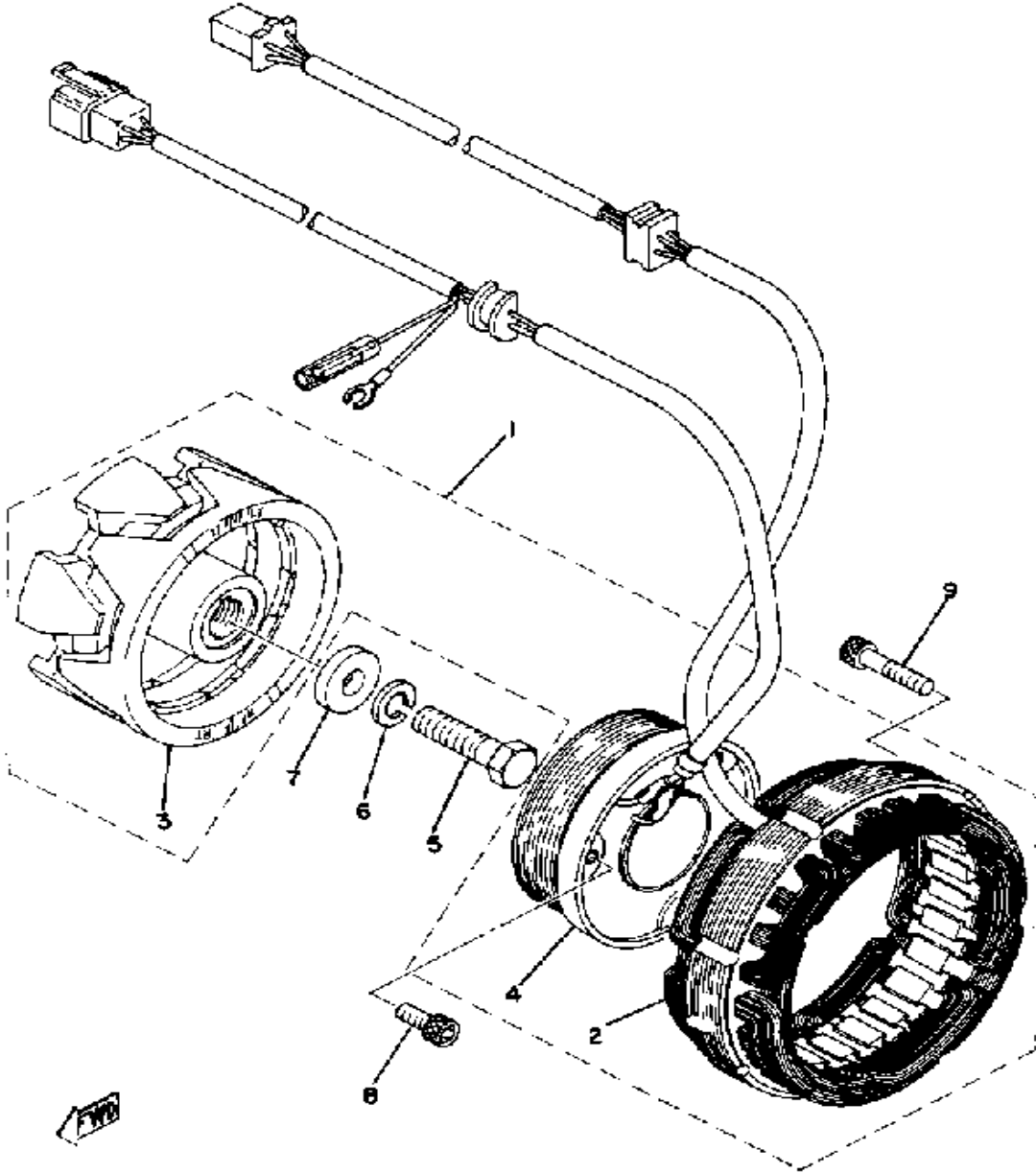
Ref. No.	Part Number	Description	Qty	Remarks
30	2L0-11166-00-00	PIPE, BREATHER 1	1	
31	(90465-08111-00)	CLAMP	1	



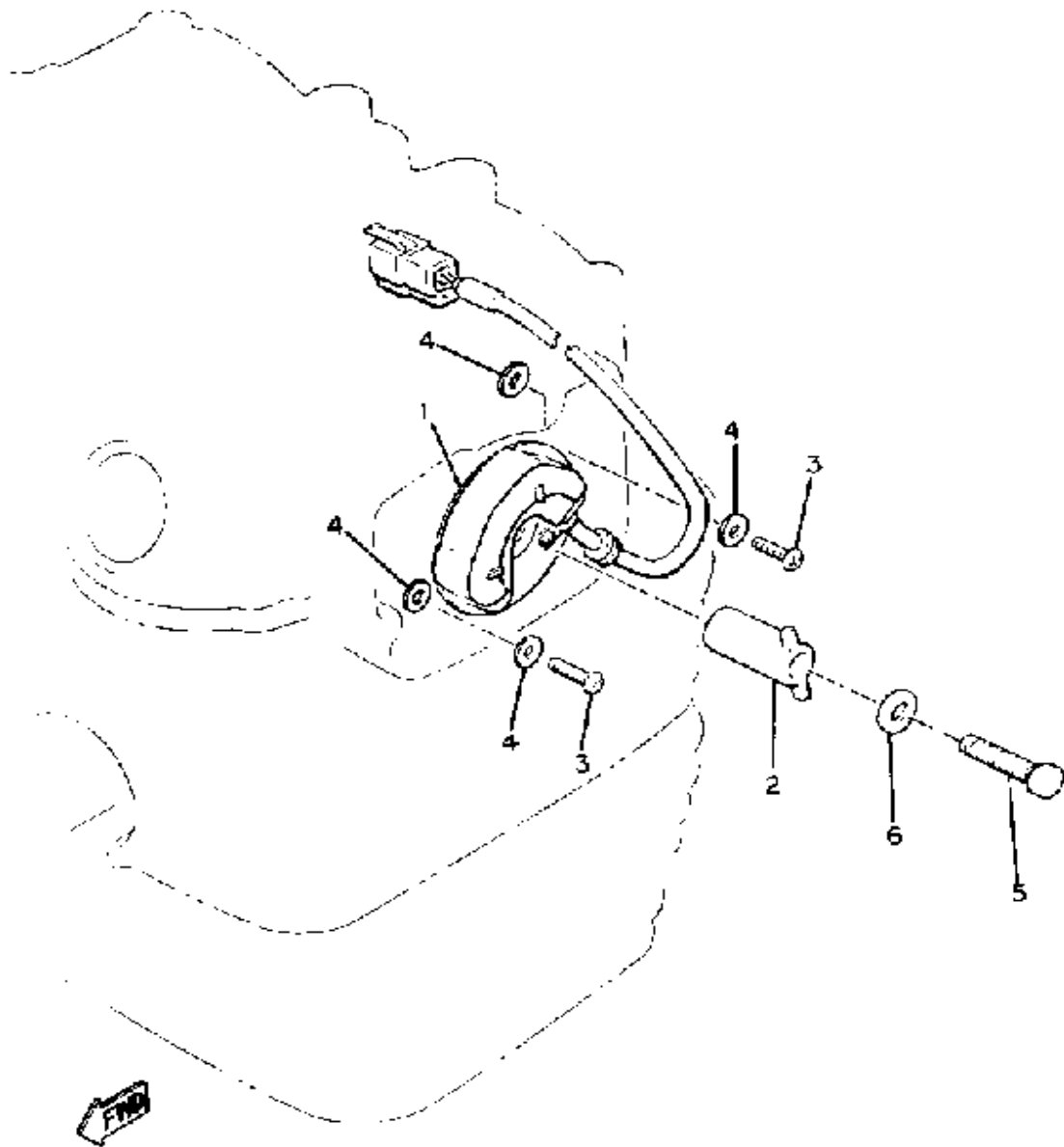
CRANKCASE COVER

Ref. No.	Part Number	Description	Qty	Remarks
1	1L9-15411-11-00	COVER, CRANKCASE L	1	
2	1L9-15461-00-00	GASKET, CRCS CVR 2	1	
3	91311-06030-00	BOLT, SOCKET HEAD	5	
4	91311-06040-00	BOLT	3	
5	1L9-15415-01-00	COVER, GENERATOR	1	
6	1L9-15455-01-00	GASKET 1	1	
7	91311-05016-00	BOLT, SOCKET HEAD	4	
8	1L9-15421-11-00	COVER, CRANKCASE R	1	
9	91311-06065-00	BOLT	4	
10	91311-06040-00	BOLT	1	
11	1L9-15441-00-00	HOLDER, CLCH CABLE	1	
12	1L9-15417-00-00	COVER, CAP	1	
13	3F9-15431-11-00	COVER, CRANKCASE 3	1	
14	3Y1-15361-00-00	GAUGE, LEVEL	1	
15	1L9-15451-00-00	GASKET, CRCS COVER	1	
16	91311-06030-00	BOLT, SOCKET HEAD	3	
17	91311-06040-00	BOLT	11	
18	3F9-15362-00-00	PLUG, OIL LEVEL	1	
19	93210-27778-00	O-RING	1	

A - C - GENERATOR

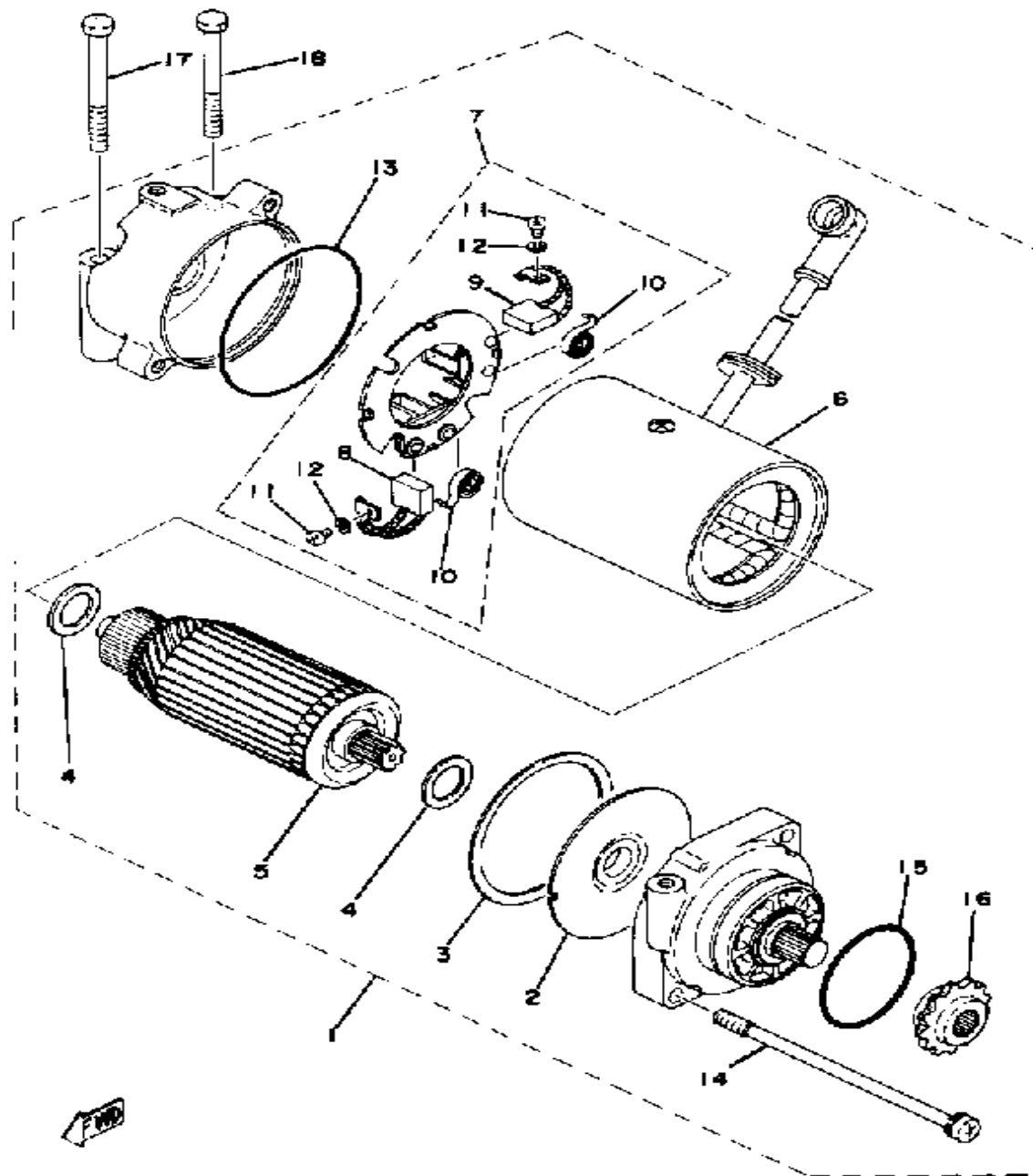


Ref. No.	Part Number	Description	Qty	Remarks
1	4R4-81600-50-00	AC GENERATOR ASSEMBLY .	1	
2	3F9-81610-50-00	. STATOR ASSEMBLY	1	
3	3F9-81650-50-00	. ROTOR ASSEMBLY	1	
4	(4R4-81660-50-00)	FIELD COIL ASSEMBLY	1	
5	90101-10105-00	BOLT	1	
6	92990-10100-00	WASHER, SPRING	1	
7	90201-102J5-00	WASHER, PLATE	1	
8	91316-06014-00	BOLT, SOCKET HEAD	3	
9	90110-06138-00	BOLT, HEX SKT HEAD	3	



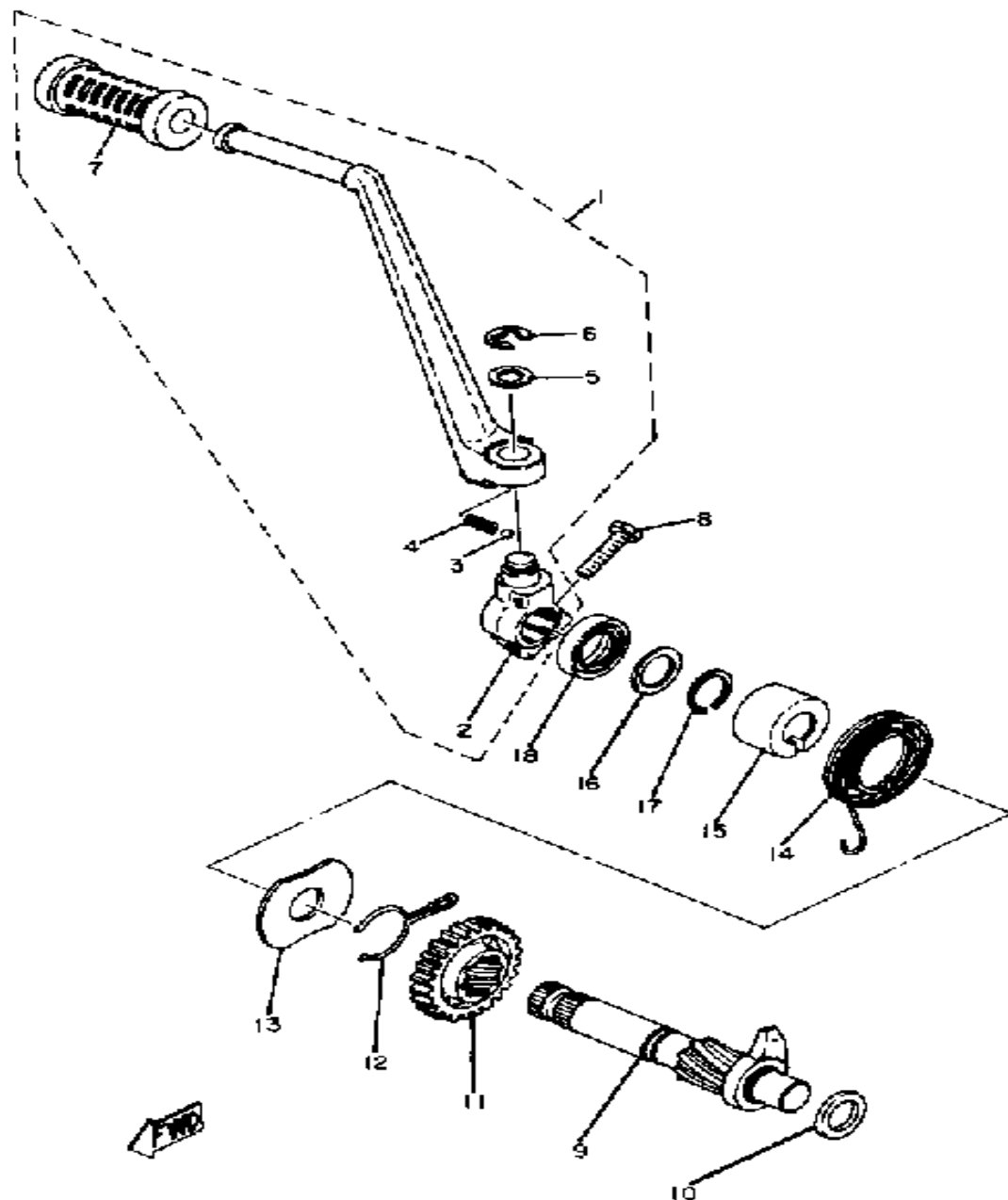
PICKUP COIL - GOVERNOR

Ref. No.	Part Number	Description	Qty	Remarks
1	4R4-81671-10-00	BASE, PICKUP	1	
2	3F9-81673-10-00	ROTOR	1	
3	98503-06014-00	SCREW, PAN HEAD (92502-06016)	2	
4	92990-06200-00	WASHER	4	
5	97021-06030-00	BOLT	1	
6	90201-065F3-00	WASHER, PLATE	1	



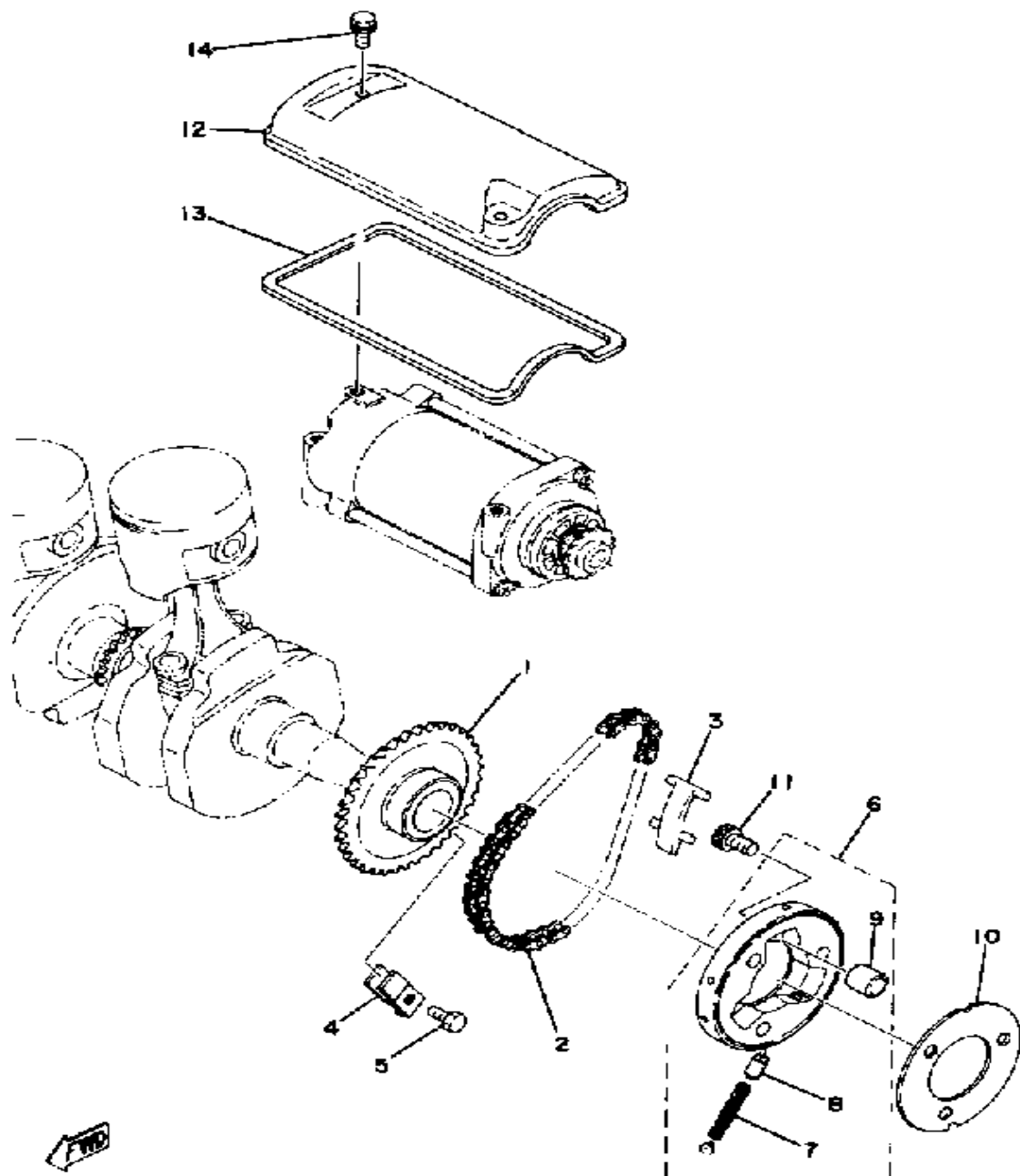
STARTING MOTOR

Ref. No.	Part Number	Description	Qty	Remarks
1	4R4-81800-61-00	STARTING MOTOR ASSEMBLY	1	
2	(371-81845-20-00)	PLATE	1	
3	371-81844-20-00	. GASKET	1	
4	371-81809-20-00	. WASHER KIT	1	
5	(1L9-81850-20-00)	ARMATURE ASSEMBLY	1	
6	4R4-81800-61-00	. STARTING MOTOR ASSEMBLY	1	
7	1L9-W8181-60-00	. UNAVAILABLE IN PRICE BOOK	1	
8	1L9-81811-60-00	.. BRUSH 1	1	
9	1L9-81812-60-00	.. BRUSH 2	1	
10	1L9-81813-20-00	.. SPRING, BRUSH	2	
11	98580-03008-00	.. SCREW, PAN HEAD	2	
12	92990-03100-00	.. WASHER, SPRING (92901-03100)	2	
13	371-81847-20-00	. O-RING	1	
14	371-81826-20-00	. BOLT	2	
15	1L9-81847-60-00	. O-RING	1	
16	1L9-15518-60-00	. SPROCKET, STARTER 1	1	
17	97313-06060-00	BOLT, HEXAGON	1	
18	97313-06055-00	BOLT, HEXAGON (97322-06055)	1	



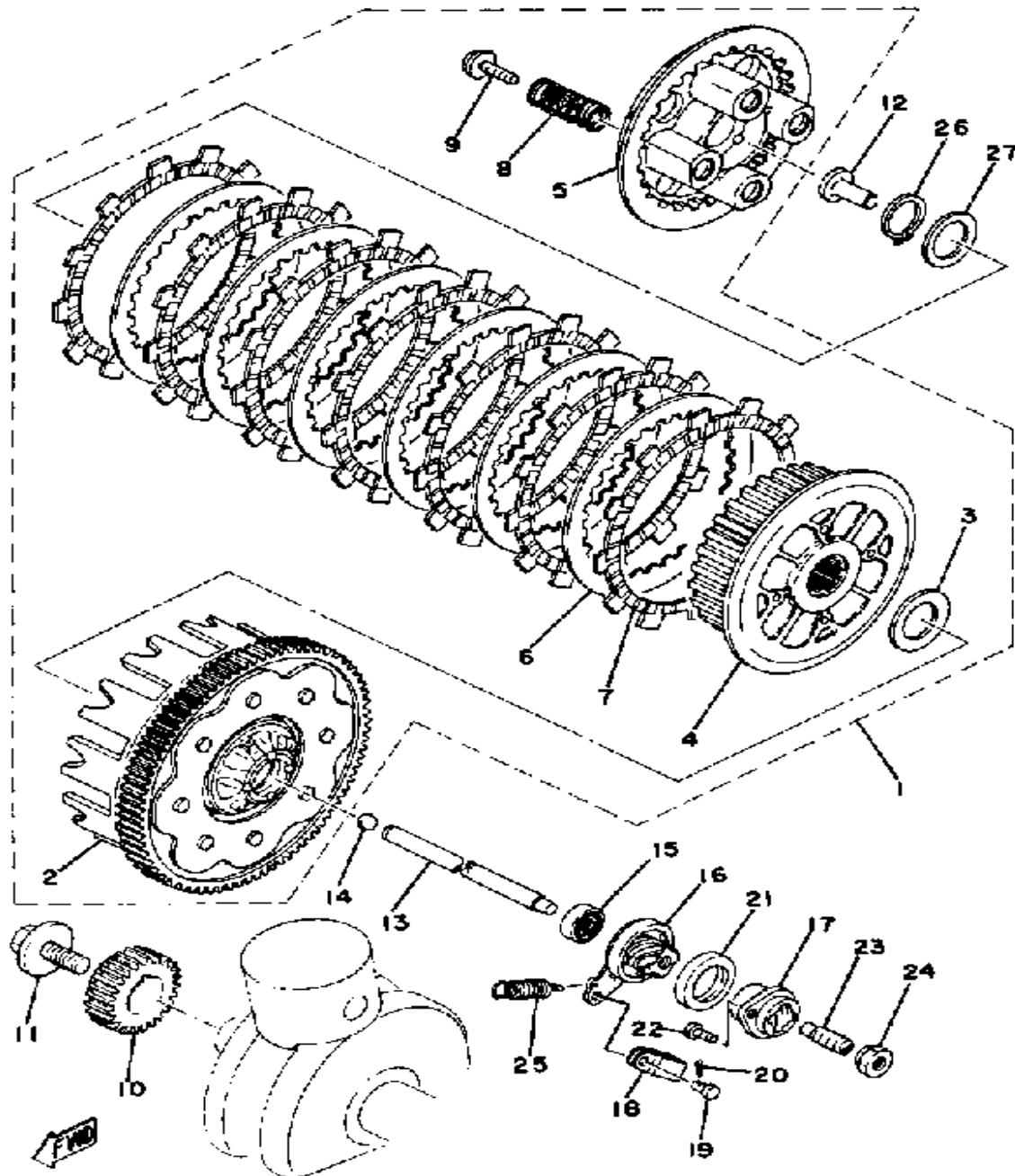
KICK - STARTER

Ref. No.	Part Number	Description	Qty	Remarks
1	1L9-15620-01-93	KICK CRANK ASSEMBLY	1	CHROME PLATED
2	583-15621-00-00	. BOSS, KICK CRANK	1	
3	93507-32031-00	. BALL	1	
4	90501-12081-00	. SPRING, COMPRESSION	1	
5	90201-15340-00	. WASHER, PLATE	1	
6	99006-10600-00	. CIRCLIP	1	
7	156-15618-01-00	. COVER, KICK LEVER	1	
8	97313-08030-00	BOLT, HEXAGON	1	
9	(1L9-15660-00-00)	KICK AXLE ASSEMBLY	1	
10	136-17417-00-10	SHIM 1	1	
11	371-15641-01-00	GEAR, KICK	1	
12	90468-26045-00	CLIP (256-15687-00)	1	
13	278-15676-00-00	COVER, SPRING	1	
14	90508-30051-00	SPRING, TORSION	1	
15	371-15666-00-00	SPACER	1	
16	90201-20266-00	WASHER, PLATE (1.0T)	1	
17	99009-20400-00	CIRCLIP	1	
18	93102-20108-00	OIL SEAL	1	



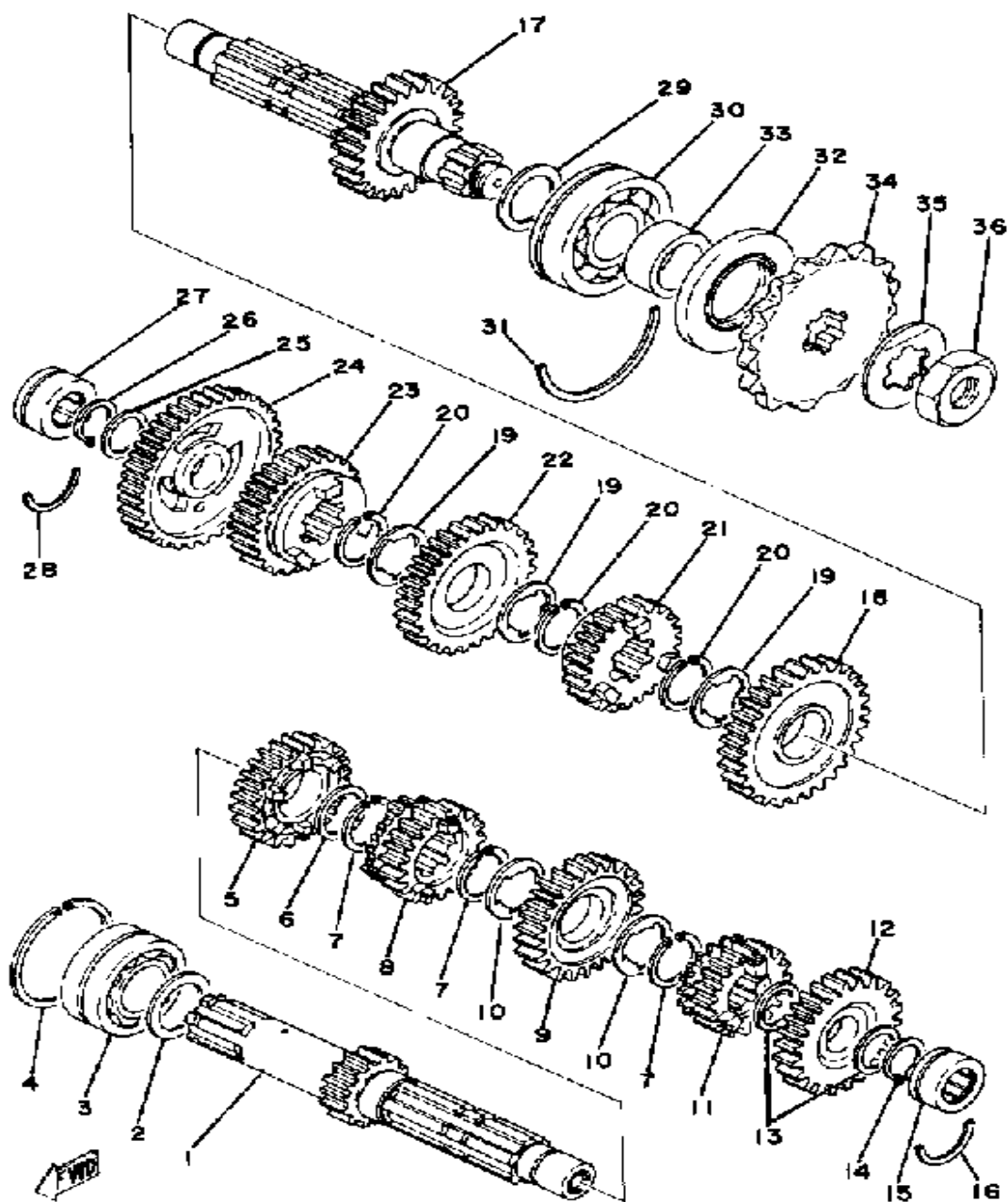
STARTER CLUTCH

Ref. No.	Part Number	Description	Qty	Remarks
1	1L9-15519-00-00	SPROCKET, STARTER 2	1	
2	94552-19058-00	CHAIN	1	
3	1L9-15591-00-00	GUIDE, STR CHAIN	1	
4	1L9-15592-01-00	GUIDE, STR SPROCKET	1	
5	97301-06014-00	BOLT, HEXAGON	1	
6	341-15580-07-00	STR CLUTCH OTR ASSEMBLY	1	
7	90501-04503-00	. SPRING, COMPRESSION	3	
8	341-15583-05-00	. CAP, STR CLUTCH SPR -CLUTCH SPRING	3	
9	93615-12088-00	. PIN, DOWEL	3	
10	1L9-15589-00-00	PLATE, CLUTCH COVER	1	
11	91310-08015-00	BOLT	3	
12	1L9-15436-00-00	COVER, STRTG MOTOR	1	
13	1L9-15446-00-00	GSKT, STRTG MTR CVR	1	
14	90105-06069-00	BOLT, WASHER BASED	2	



CLUTCH

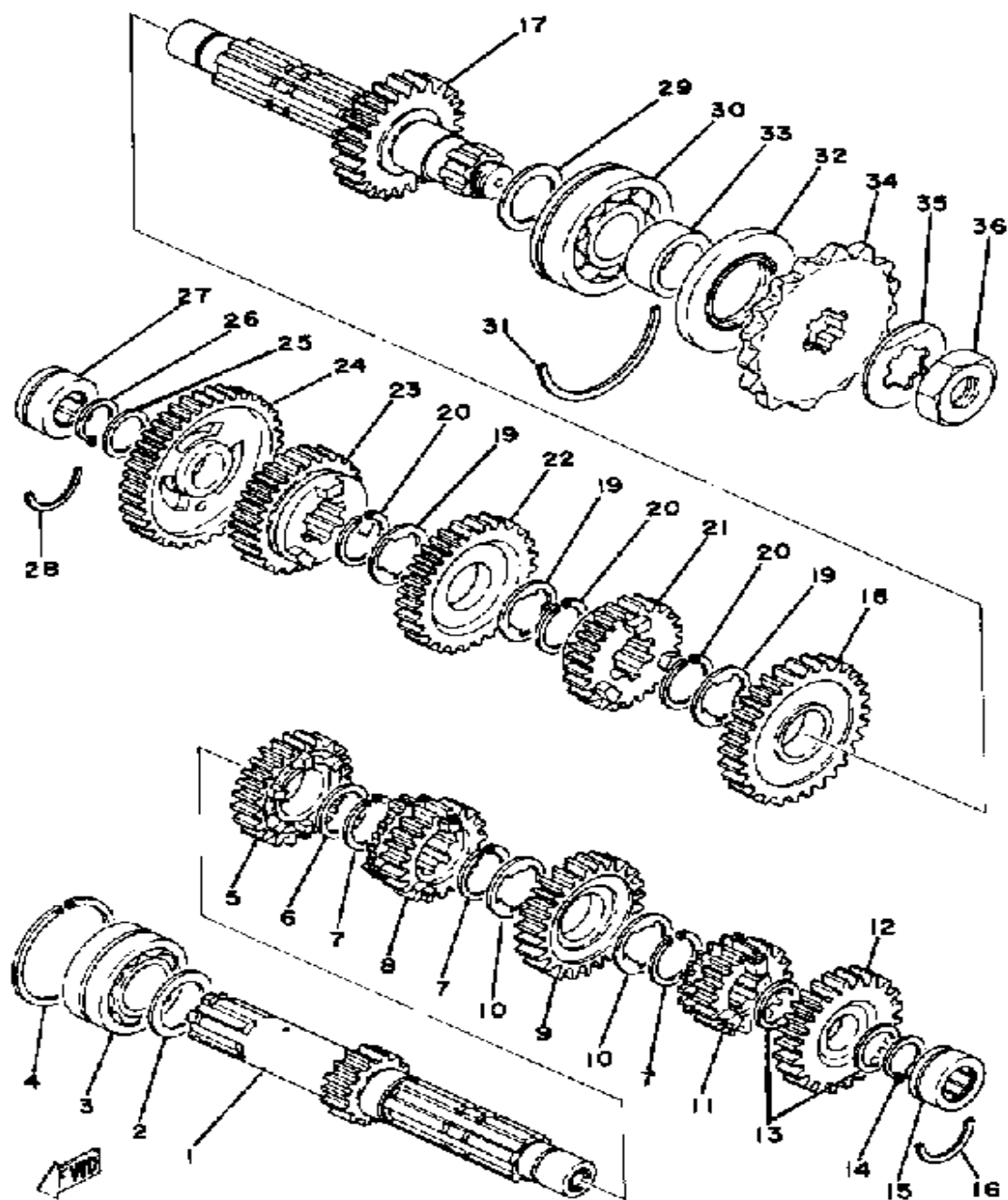
Ref. No.	Part Number	Description	Qty	Remarks
1	(1L9-16301-00-00)	CLUTCH ASSEMBLY	1	
2	(1L9-16150-01-00)	PRI DRVN GEAR	1	
3	90201-25291-00	. WASHER, PLATE	1	
4	1L9-16371-00-00	. BOSS, CLUTCH	1	
5	1L9-16351-00-00	. PLATE, PRESSURE 1	1	
6	4H7-16325-00-00	. PLATE, CLUTCH 2	6	
7	4H7-16321-01-00	. PLATE, FRICTION	7	
8	90501-26148-00	. SPRING, COMPRESSION	4	
9	90159-06010-00	. SCREW, WITH WASHER	4	
10	(1L9-16111-00-00)	GEAR, PRI DRIVE	1	
11	90105-10085-00	BOLT, WASHER BASED	1	
12	(1L9-16356-00-00)	ROD, PUSH 1	1	
13	371-16357-02-00	ROD, PUSH 2	1	
14	93505-16006-00	BALL	1	
15	93102-09245-00	OIL SEAL, SD-TYPE	1	
16	1L9-16340-00-00	PUSH LEVER ASSEMBLY	1	
17	371-16396-00-00	HOUSING, PUSH SCREW	1	
18	214-16389-00-00	JOINT	1	
19	90240-06005-00	PIN, CLEVIS	1	
20	91401-10015-00	PIN, COTTER	1	
21	214-16347-01-00	SEAL, DUST	1	
22	98580-05012-00	SCREW, PAN HEAD	2	
23	90113-08021-00	BOLT, SET	1	
24	90179-08179-00	NUT	1	
25	90506-10023-00	SPRING, TENSION	1	
26	93410-24042-00	CIRCLIP	1	
27	168-17428-01-03	SHIM 2 (25-34-0.3)	1	U.R.
	168-17428-01-05	SHIM 2 (25-34-0.5)	1	U.R.



TRANSMISSION

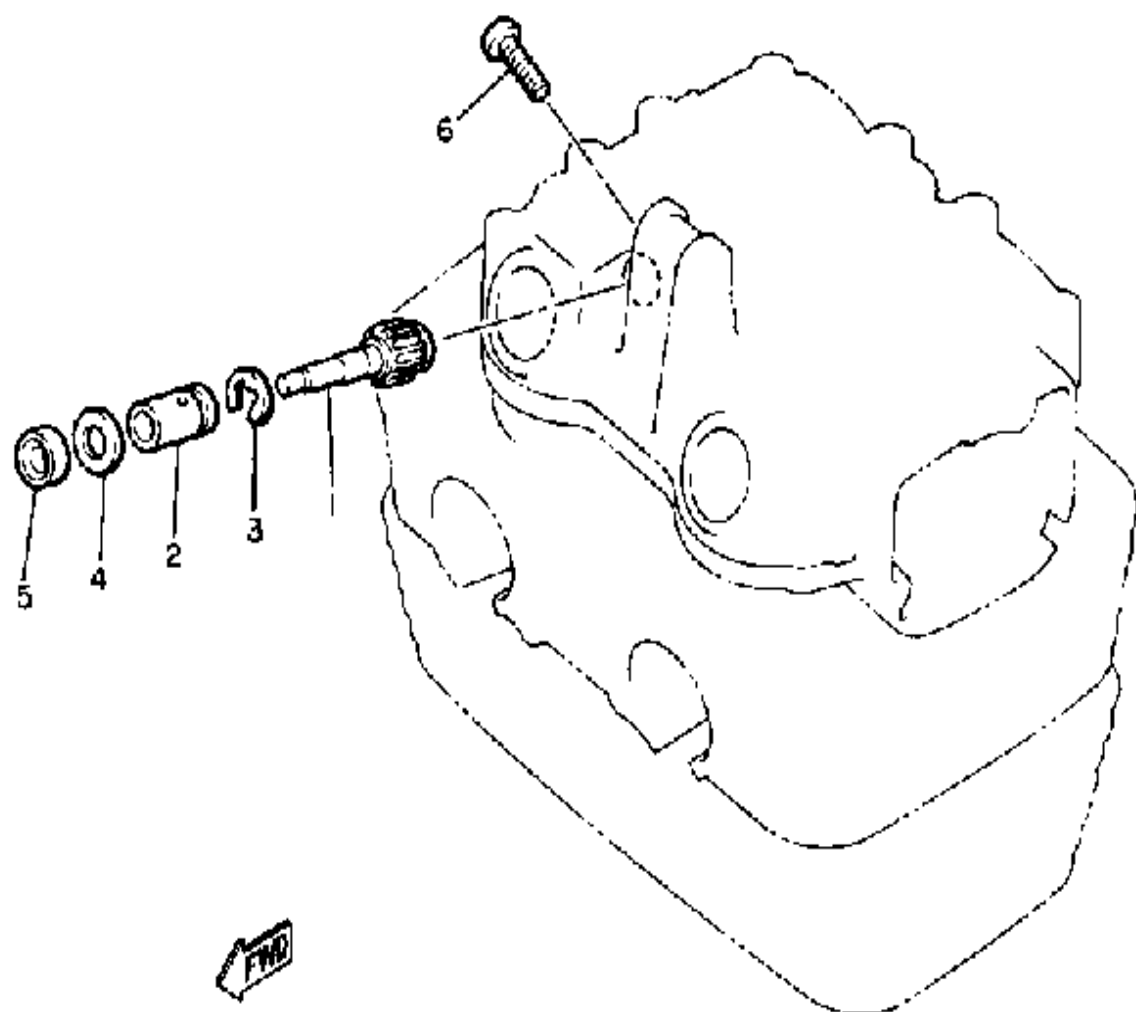
Ref. No.	Part Number	Description	Qty	Remarks
1	(1L9-17401-00-00)	MAIN AXLE ASSEMBLY	1	
2	168-17428-01-03	SHIM 2 (25-34-0.3)	1	U.R.
	168-17428-01-05	SHIM 2 (25-34-0.5)	1	U.R.
3	93305-20502-00	BEARING (93305-20508-00)	1	
4	93440-52009-00	CIRCLIP	1	
5	(1L9-17141-00-00)	GEAR, 4TH PINION	1	
6	90201-253K0-00	WASHER, PLATE (T=1.0)	1	
7	93440-25084-00	CIRCLIP	3	
8	(1L9-17131-00-00)	GEAR, 3RD PINION	1	
9	(1L9-17161-00-00)	GEAR, 6TH PINION	1	
10	90209-21105-00	WASHER	2	
11	1A1-17121-00-00	GEAR, 2ND PINION	1	
12	(1L9-17151-00-00)	GEAR, 5TH PINION	1	
13	90201-20266-00	WASHER, PLATE (1.0T)	2	
14	99009-20400-00	CIRCLIP	1	
15	93311-22027-00	BEARING, CYLINDRICAL	1	
16	93450-32042-00	CIRCLIP, INNER	1	
17	(1L9-17420-00-00)	DRIVE AXLE ASSEMBLY	1	
18	1L9-17221-00-00	GEAR, 2ND WHEEL	1	
19	90209-21105-00	WASHER	3	
20	93440-25084-00	CIRCLIP	3	
21	(1L9-17261-00-00)	GEAR, 6TH WHEEL	1	
22	(2A2-17231-00-00)	GEAR, 3RD WHEEL	1	
23	(2A2-17241-00-00)	GEAR, 4TH WHEEL	1	
24	1L9-17211-00-00	1ST WHEEL GEAR	1	
25	90201-20266-00	WASHER, PLATE (1.0T)	1	
26	99009-20400-00	CIRCLIP	1	
27	93311-42045-00	BEARING (20NG3315NE)	1	
28	278-17425-00-00	CIRCLIP 2	1	

CONTINUED ON NEXT FRAME ➤



TRANSMISSION

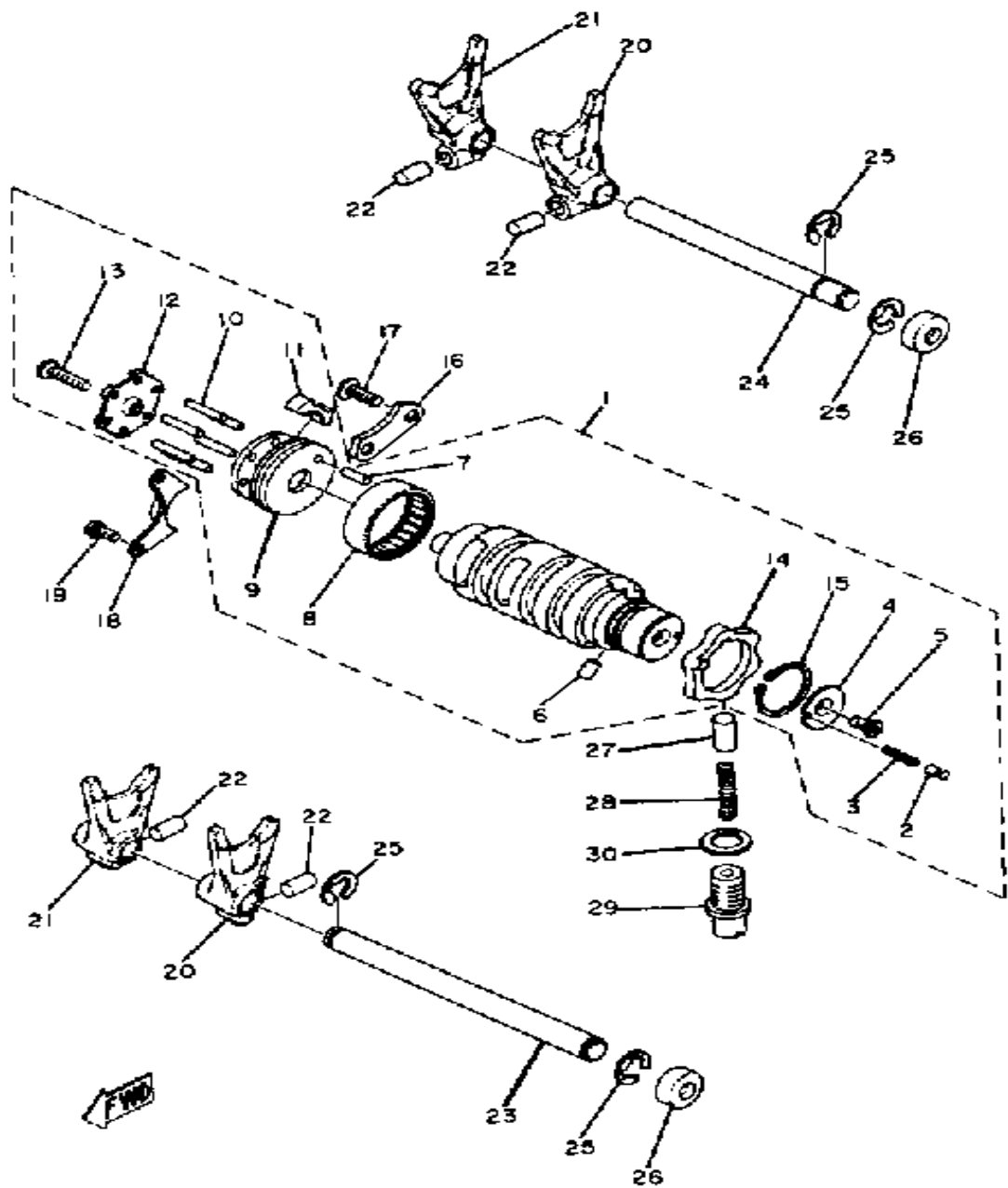
Ref. No.	Part Number	Description	Qty	Remarks
29	168-17428-01-03	SHIM 2 (25-34-0.3)	1	U.R.
	168-17428-01-05	SHIM 2 (25-34-0.5)	1	U.R.
30	93306-30506-00	BEARING (B6305N) (93306-30504-00)	1	
31	278-17424-01-00	CIRCLIP 1	1	
32	93102-35109-00	OIL SEAL (SD-35-62-6 HS)	1	
33	90387-25192-00	COLLAR	1	
34	93854-16108-00	SPROCKET, DRIVE 16T	1	
35	90215-21239-00	WASHER, LOCK	1	
36	90179-18020-00	NUT	1	



TACHOMETER GEAR

Ref. No.	Part Number	Description	Qty	Remarks
1	1L9-17841-00-00	GEAR, DRIVEN	1	
2	1L9-17811-00-00	HOUSING, TACH GEAR	1	
3	93440-12051-00	CIRCLIP, OUTER	1	
4	90201-06605-00	WASHER, PLATE	1	
5	93102-06254-00	OIL SEAL, SD-TYPE	1	
6	98503-05025-00	SCREW, PAN HEAD (98501-05025)	1	

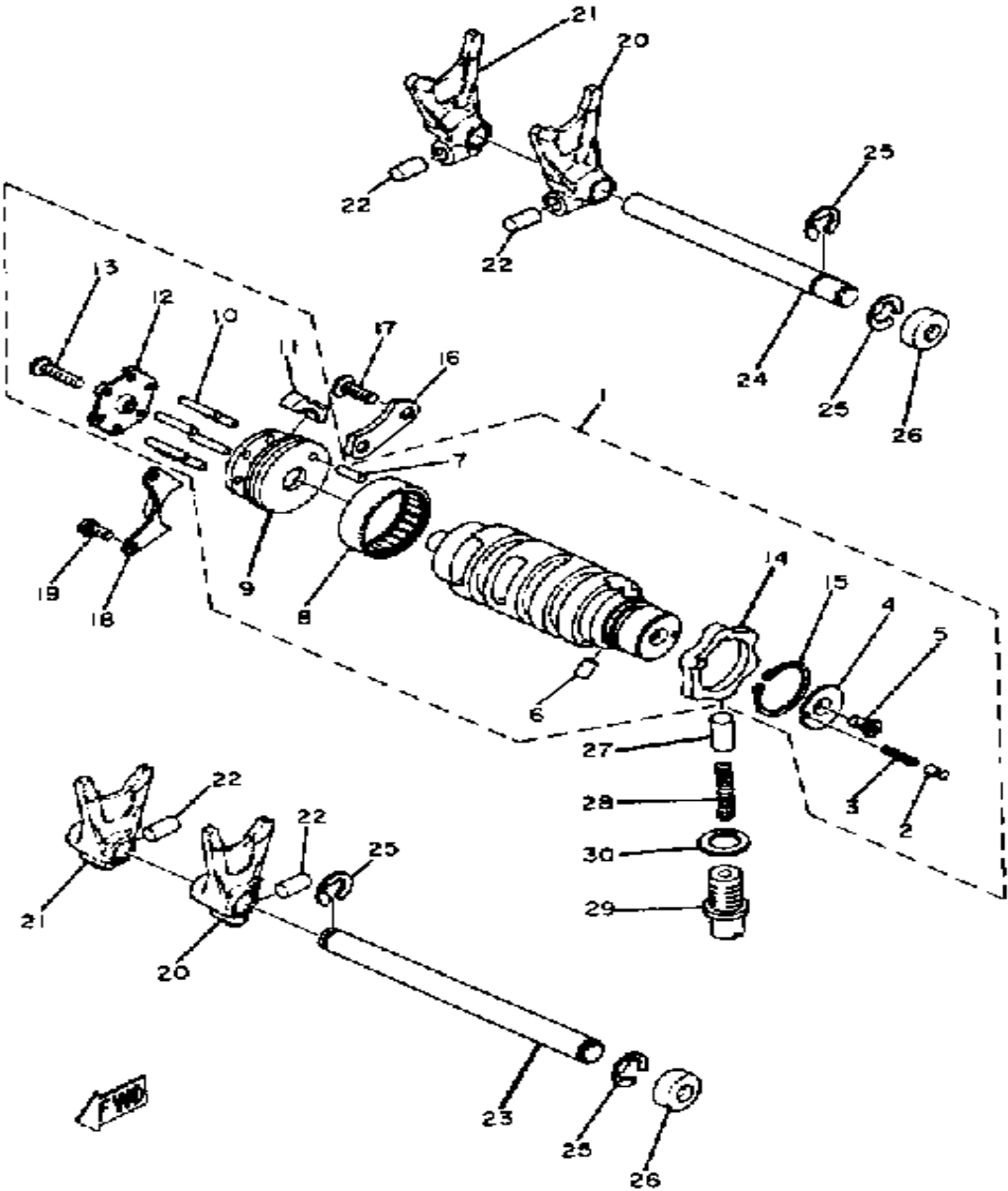
SHIFT CAM - FORK



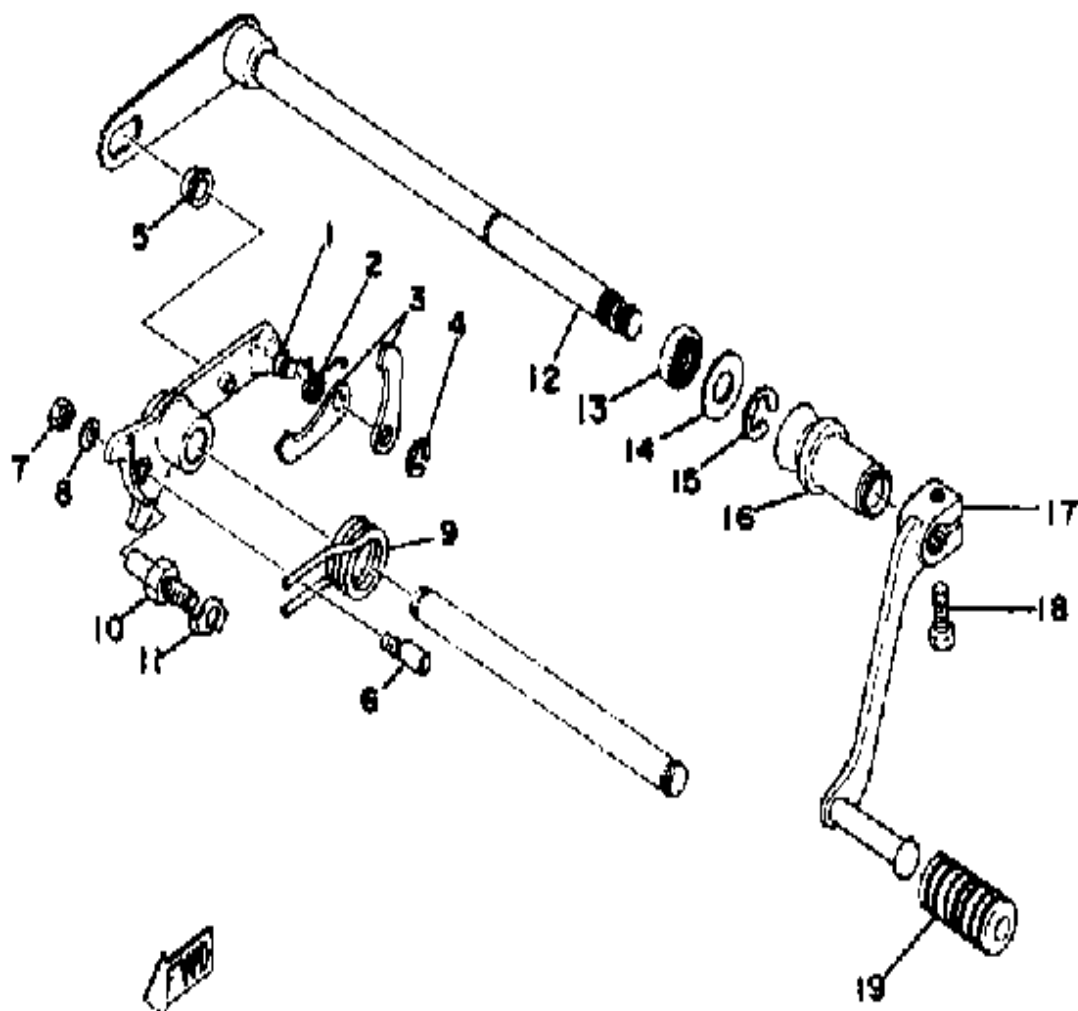
Ref. No.	Part Number	Description	Qty	Remarks
1	(1L9-18540-00-00)	SHIFT CAM ASSEMBLY	1	
2	278-18542-00-00	. POINT, NEUTRAL	1	
3	90501-06022-00	. SPRING, COMPRESSION	1	
4	278-18566-00-00	. PLATE, SIDE 2	1	
5	98701-05012-00	. SCREW, FLAT HEAD	1	
6	93604-08071-00	. PIN, DOWEL	1	
7	93604-14012-00	. PIN, DOWEL	1	
8	93315-23612-00	. BEARING	1	
9	(328-18185-00-00)	SEGMENT	1	
10	93604-22050-00	. PIN, DOWEL	6	
11	(328-18352-10-00)	PLATE, PAWL	1	
12	328-18561-00-00	. PLATE, SIDE 1	1	
13	98701-05020-00	. SCREW, FLAT HEAD	1	
14	(1L9-18141-00-00)	PLATE, STOPPER	1	
15	99009-30400-00	. CIRCLIP	1	
16	(328-18562-00-00)	PLATE, STOPPER 2	1	
17	98701-06014-00	SCREW, FLAT HEAD	2	
18	328-18179-00-00	GUIDE	1	
19	98580-05010-00	SCREW, PAN HEAD	2	
20	328-18511-01-00	FORK, SHIFT 1	2	
21	328-18512-01-00	FORK, SHIFT 2	2	
22	90250-08017-00	PIN, STRAIGHT	4	
23	278-18531-00-00	BAR, SHIF FRK GDE 1	1	
24	(278-18535-00-00)	BAR, SHIF FRK GDE 2	1	
25	99006-10600-00	CIRCLIP	4	
26	90338-22021-00	PLUG, SPEC'L SHAPE (371-18149-00)	2	
27	278-18547-02-00	STOPPER, CAM	1	
28	90501-10062-00	SPRING, COMPRESSION	1	

CONTINUED ON NEXT FRAME ➤

SHIFT CAM - FORK

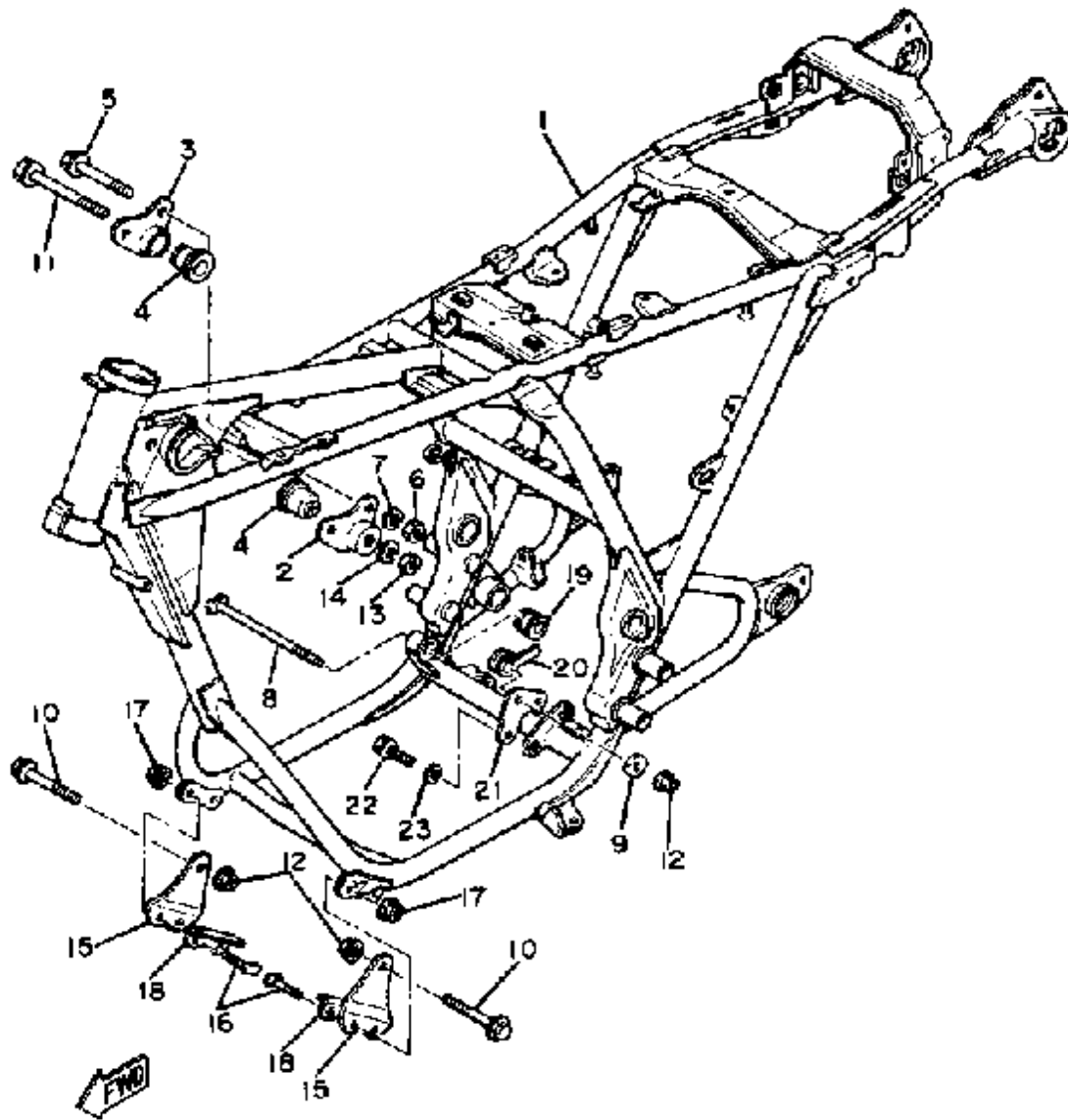


Ref. No.	Part Number	Description	Qty	Remarks
29	90149-14031-00	SCREW, SPEC'L SHAPE	1	
30	137-15353-00-00	GASKET, DRAIN	1	



SHIFT SHAFT - PEDAL

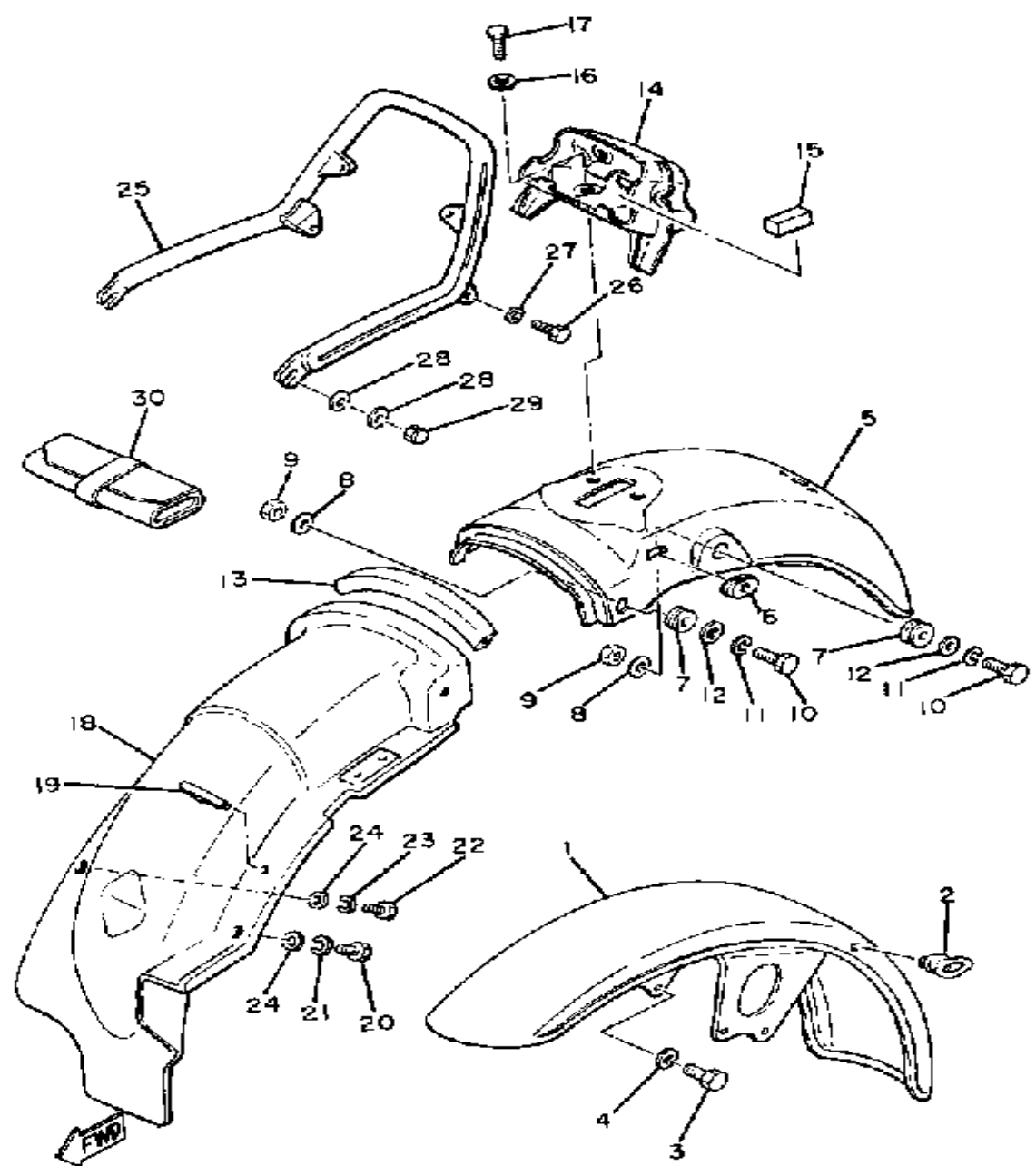
Ref. No.	Part Number	Description	Qty	Remarks
1	328-18128-00-00	BRACKET	1	
2	90508-08007-00	SPRING, TORSION (214-18123-00)	1	
3	(328-18151-00-00)	LEVER, SHIFT 3	2	
4	99080-07600-00	CIRCLIP (E)	1	
5	214-18178-00-00	ROLLER, SHIFT LEVER	1	
6	90149-06017-00	SCREW, SPEC'L SHAPE (214-18186-00)	1	
7	95380-06600-00	NUT	1	
8	92995-06100-00	WASHER, SPRING	1	
9	90508-32055-00	SPRING, TORSION	1	
10	278-18127-00-00	STOPPER, SCREW	1	
11	90215-08015-00	WASHER, LOCK (214-18139-00)	1	
12	278-18101-01-00	SHIFT SHAFT ASSEMBLY 1 ..	1	
13	93102-12321-00	OIL SEAL, SD-TYPE	1	
14	90201-12575-00	WASHER, PLATE	1	
15	99006-10600-00	CIRCLIP	1	
16	278-18131-00-00	BOOT, SEALING	1	
17	2L1-18111-00-00	PEDAL, SHIFT	1	
18	97011-06020-00	BOLT	1	
19	132-18113-01-00	COVER, SHIFT PEDAL	1	



FRAME

Ref. No.	Part Number	Description	Qty	Remarks
1	(4R4-21110-00-98)	FRAME	1	LOW GLOSS BLK
2	1L9-21316-01-00	STAY, ENGINE 3	1	
3	(1L9-21317-01-00)	STAY, ENGINE 4	1	
4	1A1-15316-00-00	DAMPER, ENG MOUNT 1	2	
5	95811-08070-00	BOLT, FLANGE	2	
6	95333-08600-00	NUT	2	
7	92990-08100-00	WASHER	2	
8	(4R4-21482-00-00)	BOLT, ENG MNTNG 2	1	
9	90201-10131-00	WASHER, PLATE	1	
10	90105-10188-00	BOLT, WASHER BASED	2	
11	90105-08120-00	BOLT, WASHER BASED	1	
12	95601-10200-00	NUT, SELF-LOCKING	3	
13	95333-08600-00	NUT	1	
14	92990-08100-00	WASHER	1	
15	4R4-21316-00-00	STAY, ENGINE 3	2	
16	(4R4-21481-00-00)	BOLT, ENG MNTNG 1	4	
17	90185-08089-00	NUT, SELF-LOCKING	4	
18	(4R4-21491-00-00)	WASHER, LOCK	2	
19	(4R4-21485-00-00)	DAMPER, RUBBER 1	1	
20	(4R4-21486-00-00)	DAMPER 2	1	
21	(4R4-21319-00-00)	STAY, ENGINE 6	1	
22	95811-08016-00	BOLT, FLANGE	2	
23	92990-08100-00	WASHER	2	

FRONT FENDER - REAR FENDER

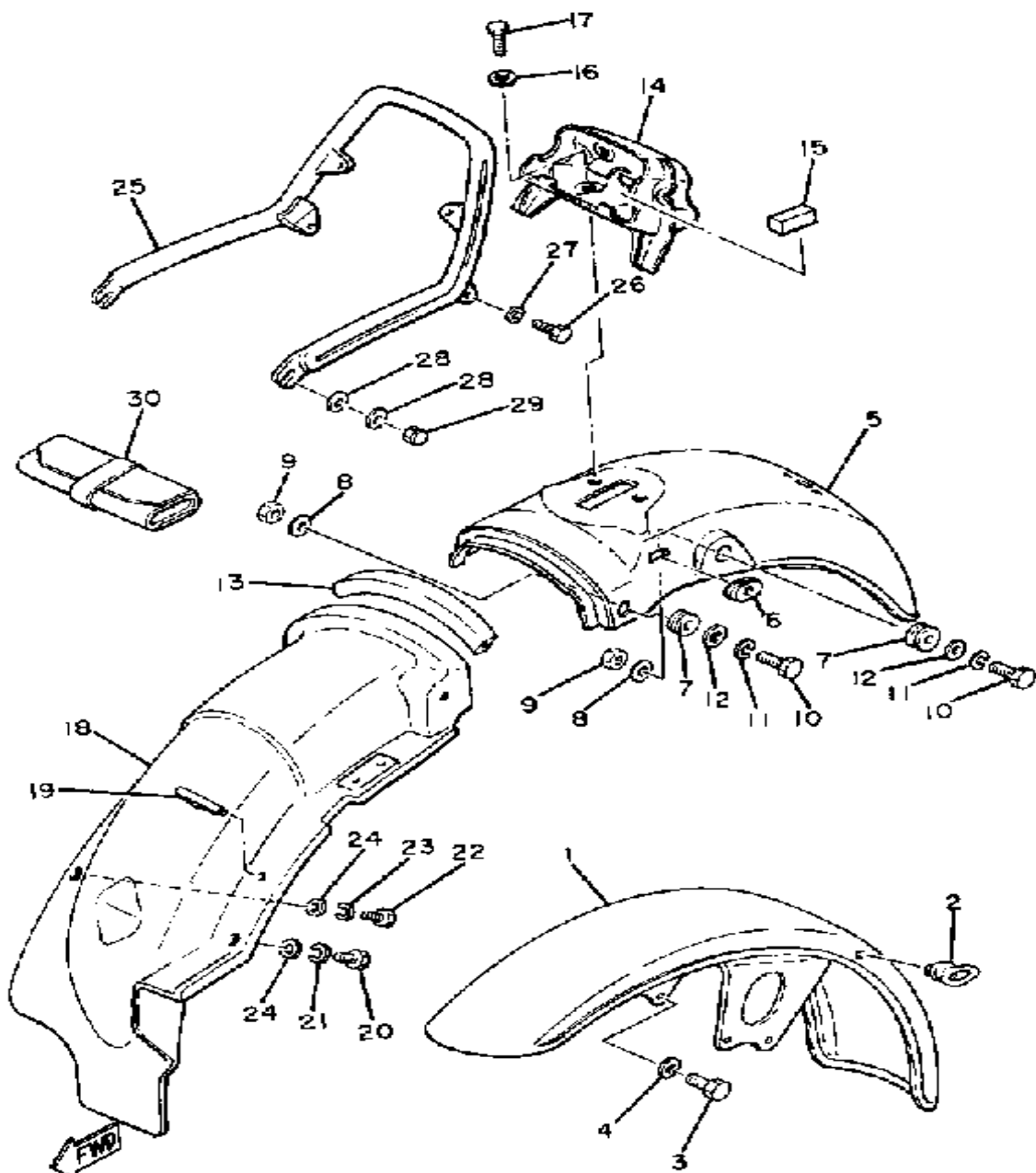


Ref. No.	Part Number	Description	Qty	Remarks
1	2L0-21510-01-93	FENDER, FRONT	1	CHROME PLATED
2	1A0-21518-00-00	HOLDER, CABLE	1	
3	97313-08018-00	BOLT, HEXAGON (97301-08016)	4	
4	92990-08200-00	WASHER, PLAIN	4	
5	3F9-21610-00-93	FENDER, REAR	1	CHROME PLATED
6	90480-15061-00	GROMMET	1	
7	168-21638-00-00	DAMPER 1	4	
8	92990-12200-00	WASHER, PLAIN	4	
9	248-21635-00-00	NUT, REAR FENDER	4	
10	97016-08025-00	BOLT	4	
11	92906-08100-00	WASHER, SPRING	4	
12	92906-08600-00	WASHER	4	
13	(2L0-21268-00-00)	SEAL	1	
14	3F9-24756-00-00	COVER, TAIL	1	
15	(3F9-2472E-00-00)	SEAL	2	
16	90201-06067-00	WASHER, PLATE	2	
17	97301-06014-00	BOLT, HEXAGON	2	
18	3F9-21620-00-00	GUARD, MUD	1	
19	90464-16025-00	CLAMP	1	
20	97026-06014-00	BOLT	2	
21	92906-06100-00	WASHER, SPRING	2	
22	97313-06016-00	BOLT, HEXAGON	2	
23	92995-06100-00	WASHER, SPRING	2	
24	90201-06059-00	WASHER, PLATE	4	
25	(3F9-21645-00-00)	STAY, REAR	1	
26	97313-08020-00	BOLT, HEXAGON	2	
27	92990-08200-00	WASHER, PLAIN	2	
28	90201-100A1-00	WASHER, PLATE	4	
29	90176-10009-00	NUT, CROWN	2	

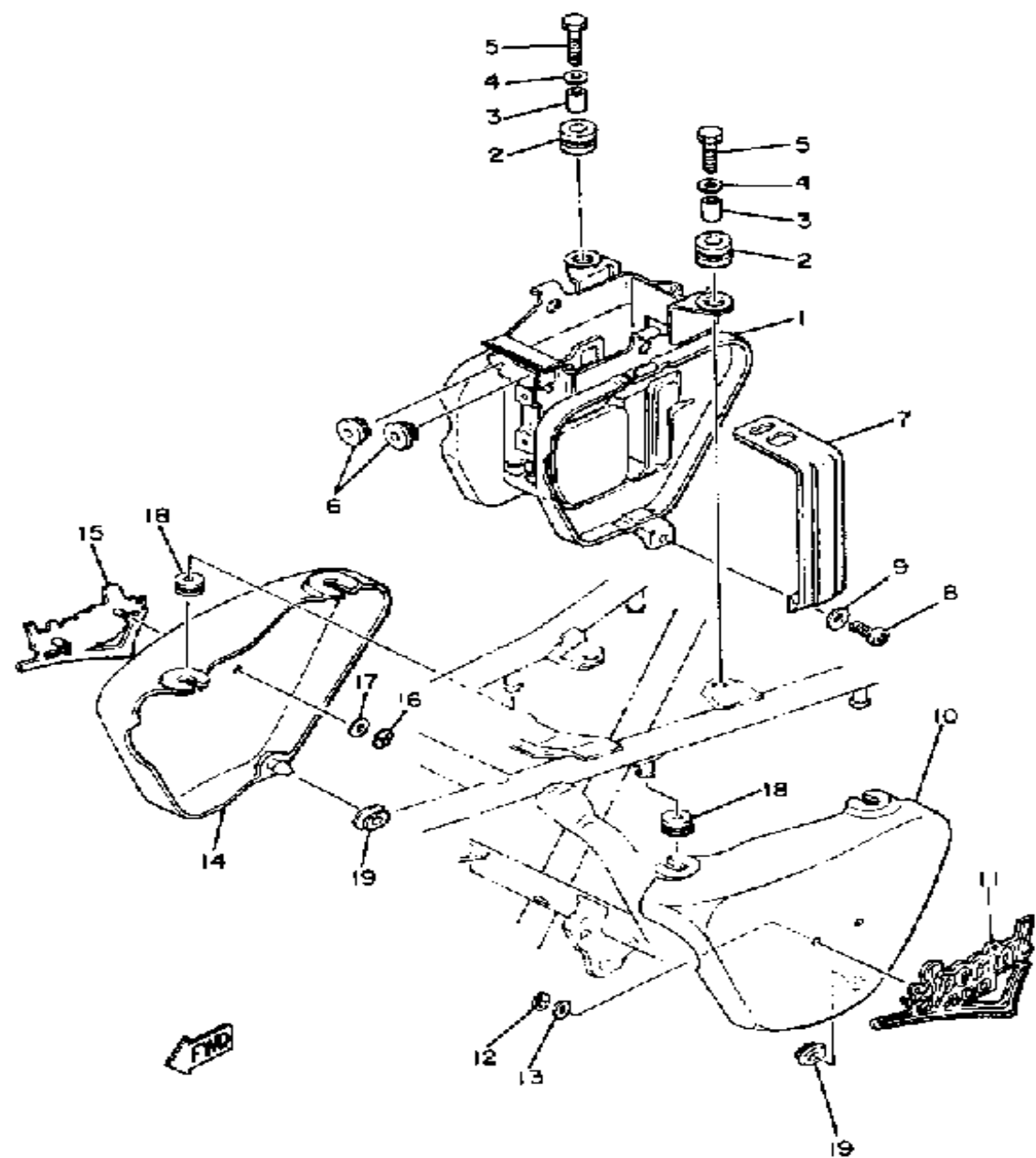
CONTINUED ON NEXT FRAME ➤

FRONT FENDER - REAR FENDER

Ref. No.	Part Number	Description	Qty	Remarks
30	1L9-28100-00-00	TOOL KIT	1	

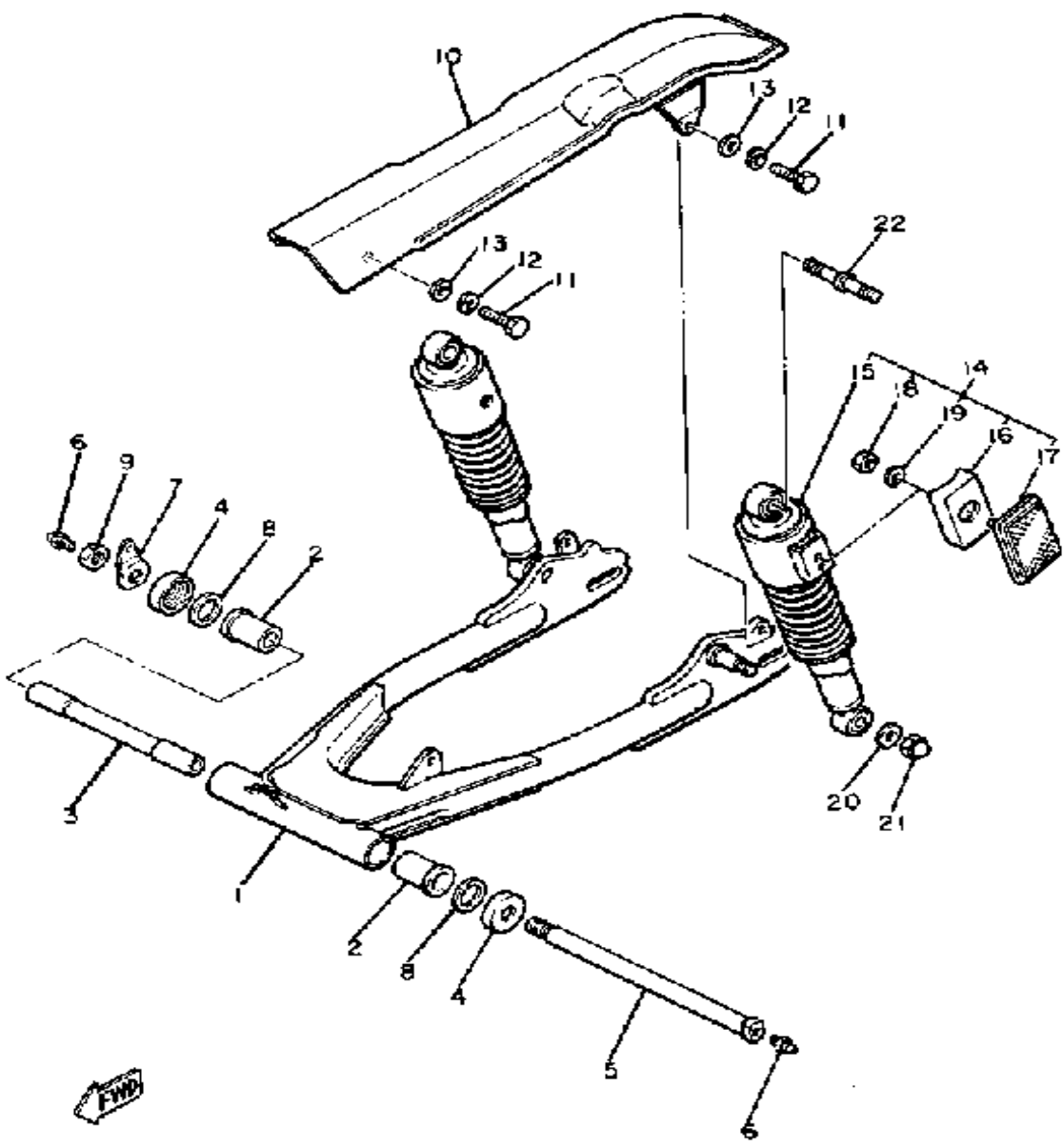


SIDE COVER

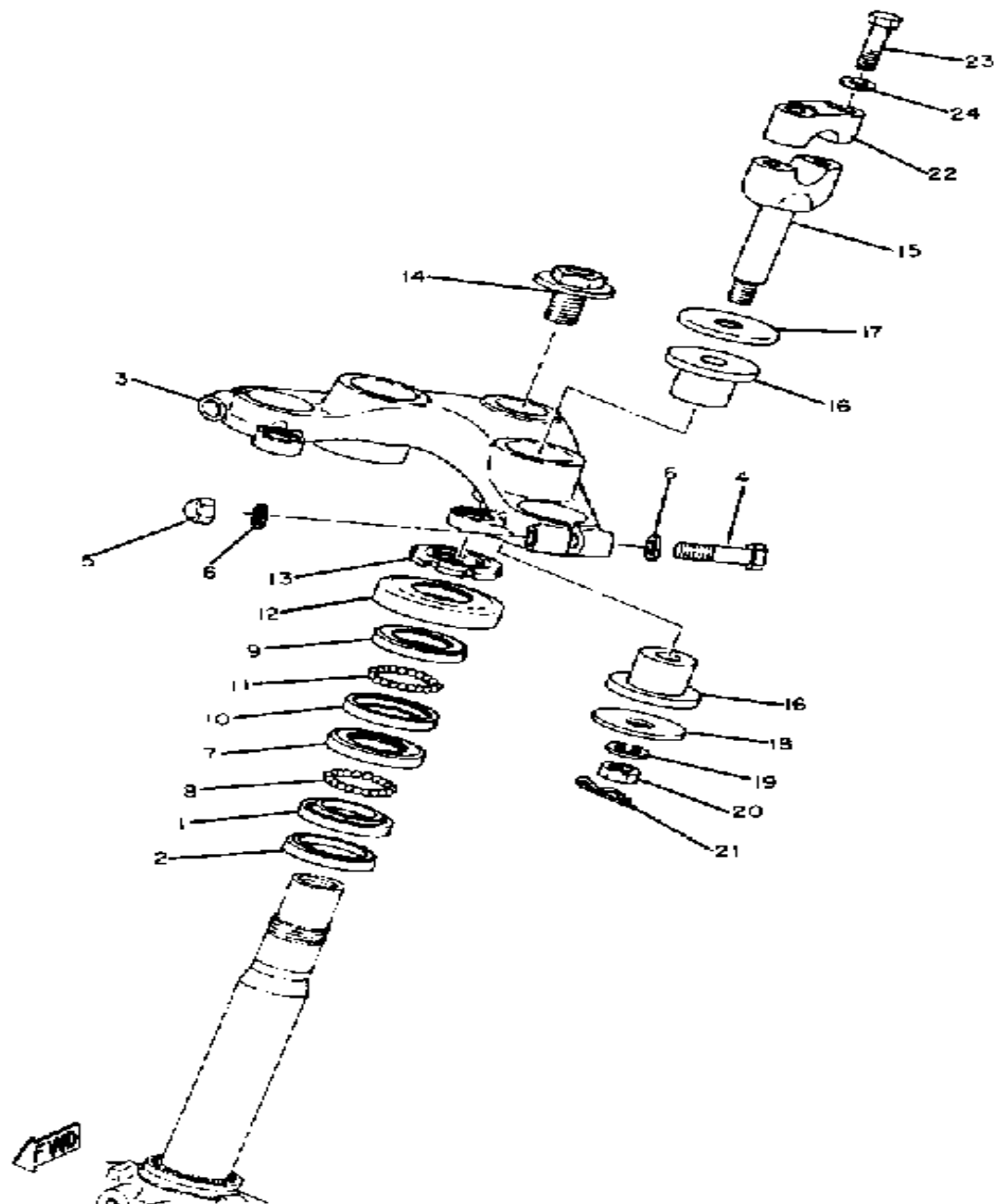


Ref. No.	Part Number	Description	Qty	Remarks
1	(3F9-21240-00-00)	BOX	1	
2	90480-14023-00	GROMMET	2	
3	90387-07390-00	COLLAR	2	
4	90201-06067-00	WASHER, PLATE	2	
5	97011-06025-00	BOLT (97001-06025)	2	
6	1J7-21746-00-00	DAMPER	2	
7	1L9-21776-01-00	BAND, TANK FITTING	2	
8	98580-06030-00	SCREW PAN HEAD	2	
9	92901-06600-00	WASHER	2	
10	3F9-21711-00-7J	COVER, SIDE 1 (L.H.)	1	U.R. NEW RUBY RED
	4R4-21711-00-H9	COVER, SIDE 1	1	U.R. BLACK GOLD
11	(4R4-21781-00-00)	EMBLEM 1	1	
12	90183-04005-00	NUT, SPRING	2	
13	90202-04003-00	WASHER, PLATE	2	
14	4R4-21721-00-7J	COVER, SIDE 2 (R.H.)	1	U.R. NEW RUBY RED
	4R4-21721-00-H9	COVER, SIDE 2	1	U.R. BLACK GOLD
15	(4R4-21782-00-00)	EMBLEM 2	1	
16	90183-04005-00	NUT, SPRING	2	
17	90202-04003-00	WASHER, PLATE	2	
18	90480-12053-00	GROMMET	4	
19	90480-01401-00	GROMMET	2	

REAR ARM - SUSPENSION

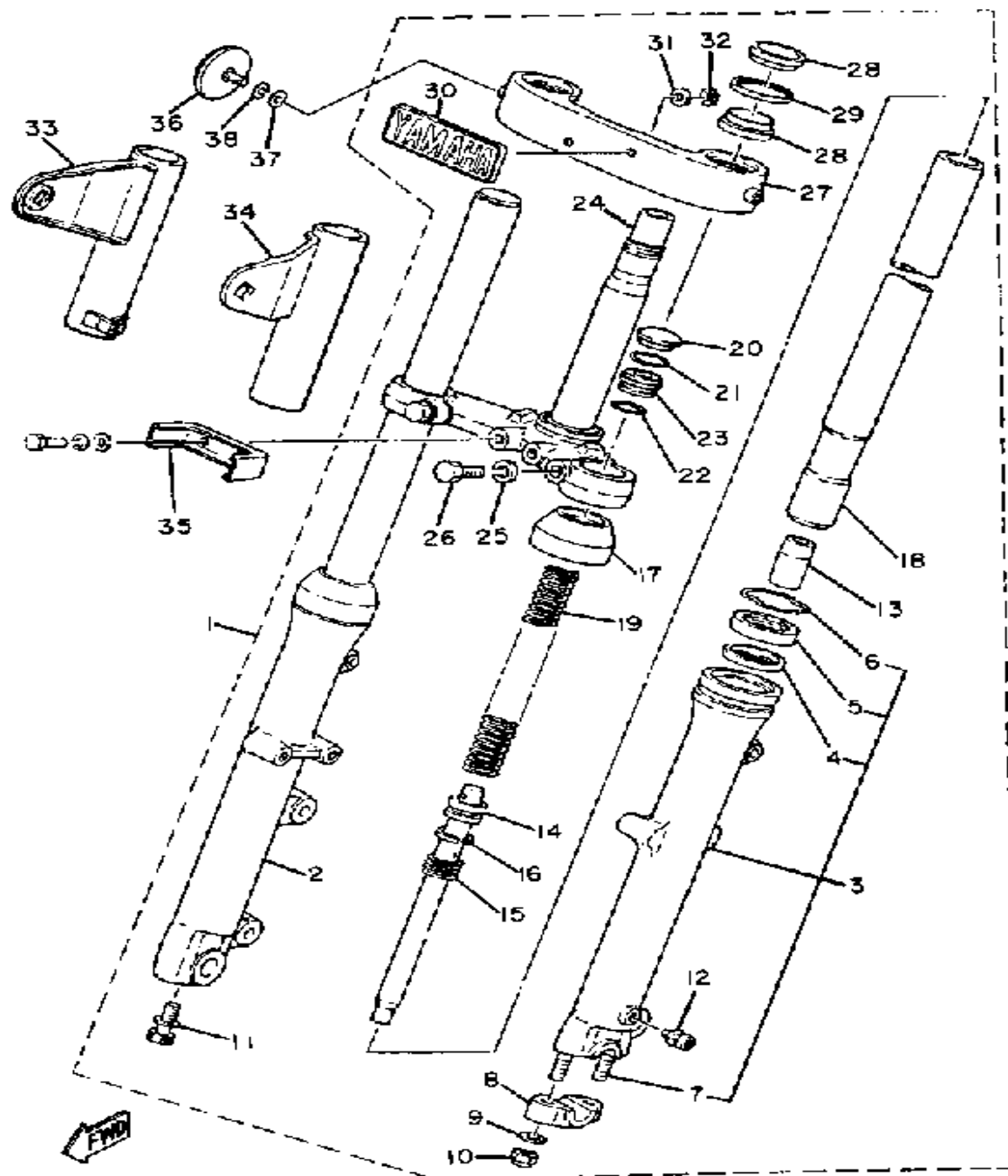


Ref. No.	Part Number	Description	Qty	Remarks
1	(3F9-22110-00-98)	REAR ARM	1	LOW GLOSS BLK
2	90386-22102-00	BUSH, SPEC'L NYLON	2	
3	341-22184-00-00	BUSH	1	
4	371-22128-00-00	COVER, THRUST 1	2	
5	371-22141-00-00	SHAFT, PIVOT	1	
6	93700-06M03-00	NIPPLE, GREASE	2	
7	90215-14055-00	WASHER, LOCK	1	
8	240-22127-00-00	SHIM	2	U.N.
9	90170-14403-00	NUT	1	
10	3F9-22311-00-93	CASE, CHAIN	1	CHROME PLATED
11	98503-06014-00	SCREW, PAN HEAD (92502-06016)	2	
12	92995-06100-00	WASHER, SPRING	2	
13	92901-06600-00	WASHER	2	
14	4R4-22210-00-00	SHK/ABS ASSEMBLY, REAR ..	2	CHROME PLATED
15	(2L0-22212-00-00)	SPRING	2	
16	3G1-85137-00-00	. BASE, RFLCTR REAR	2	
17	3G1-85130-01-00	. REAR REFLECTOR ASSEMBLY	2	
18	95380-05600-00	. NUT	2	
19	92990-05200-00	. WASHER, PLAIN	2	
20	90201-10437-00	WASHER, PLATE	2	
21	90176-10013-00	NUT, CROWN	2	
22	3F9-22241-00-00	BOLT 1	2	



STEERING

Ref. No.	Part Number	Description	Qty	Remarks
1	156-23411-00-00	RACE, BALL 1	1	
2	164-23462-00-00	SEAL, STEERING	1	
3	2L0-23435-00-98	CROWN, HANDLE	1	LOW GLOSS BLK
4	97026-08055-00	BOLT	2	
5	95306-08800-00	NUT (CROWN)	2	
6	92906-08600-00	WASHER	4	
7	156-23412-00-00	RACE, BALL 2	1	
8	93501-04011-00	BALL	19	
9	183-23411-00-00	RACE, BALL 1	1	
10	183-23412-00-00	RACE, BALL 2	1	
11	93501-04011-00	BALL	19	
12	136-23415-00-00	COVER, BALL RACE 1	1	
13	90179-25033-00	NUT	1	
14	90105-14102-00	BOLT, WASHER BASED	1	
15	1E6-23442-00-00	HOLDER, HANDLE LWR	2	
16	256-23434-01-00	HOLDER, DAMPER 0 4	4	
17	90209-12151-00	WASHER, SPEC'L SHAP	2	
18	90201-10149-00	WASHER, PLATE	2	
19	92990-10100-00	WASHER, SPRING	2	
20	95303-10700-00	NUT	2	
21	90468-12006-00	CLIP	2	
22	1E6-23441-00-00	HOLDER, HANDLE UPR	2	LOW GLOSS BLK
23	90106-08032-00	BOLT, DOME HEAD	4	
24	92901-08600-00	WASHER	4	

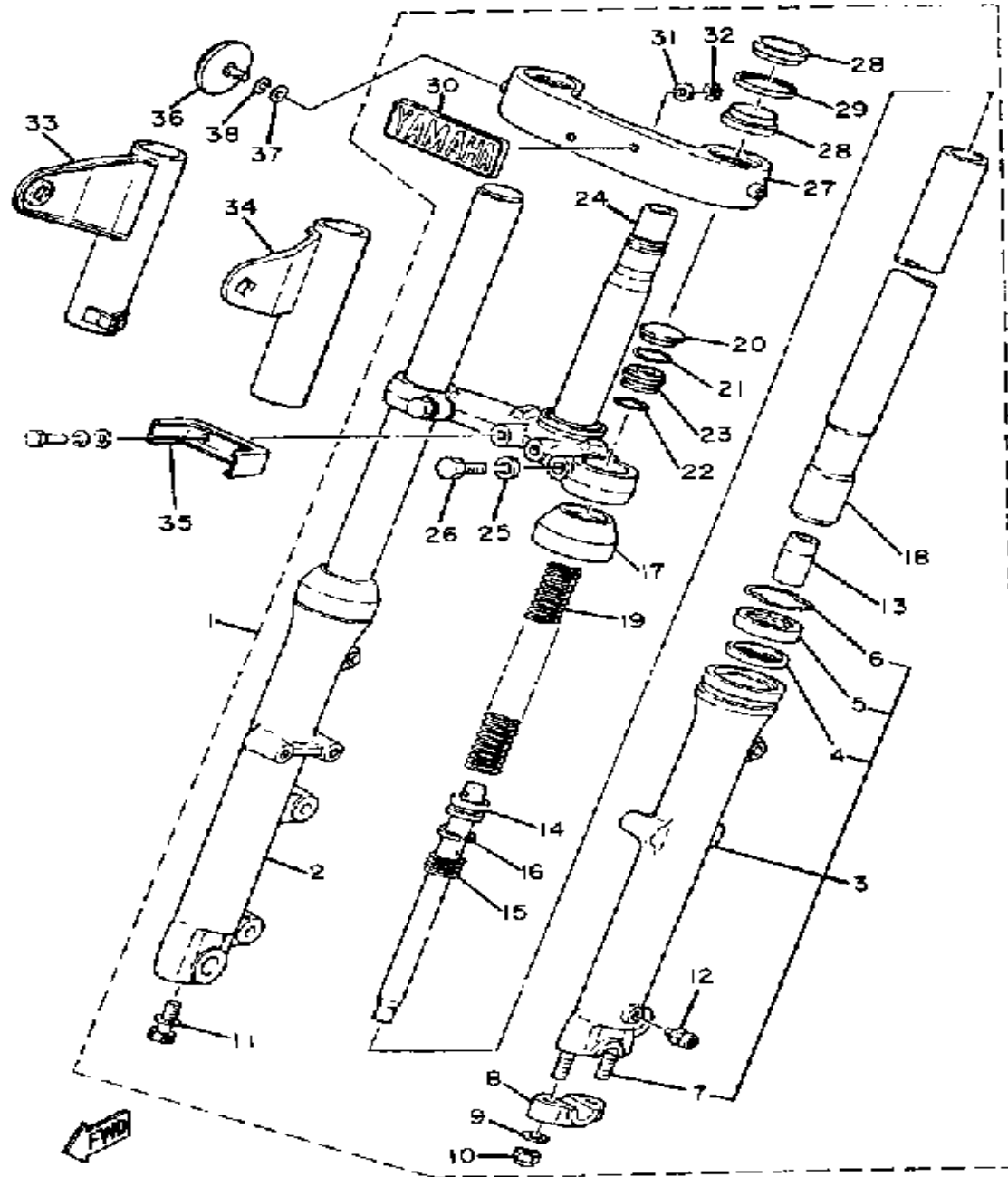


FRONT FORK

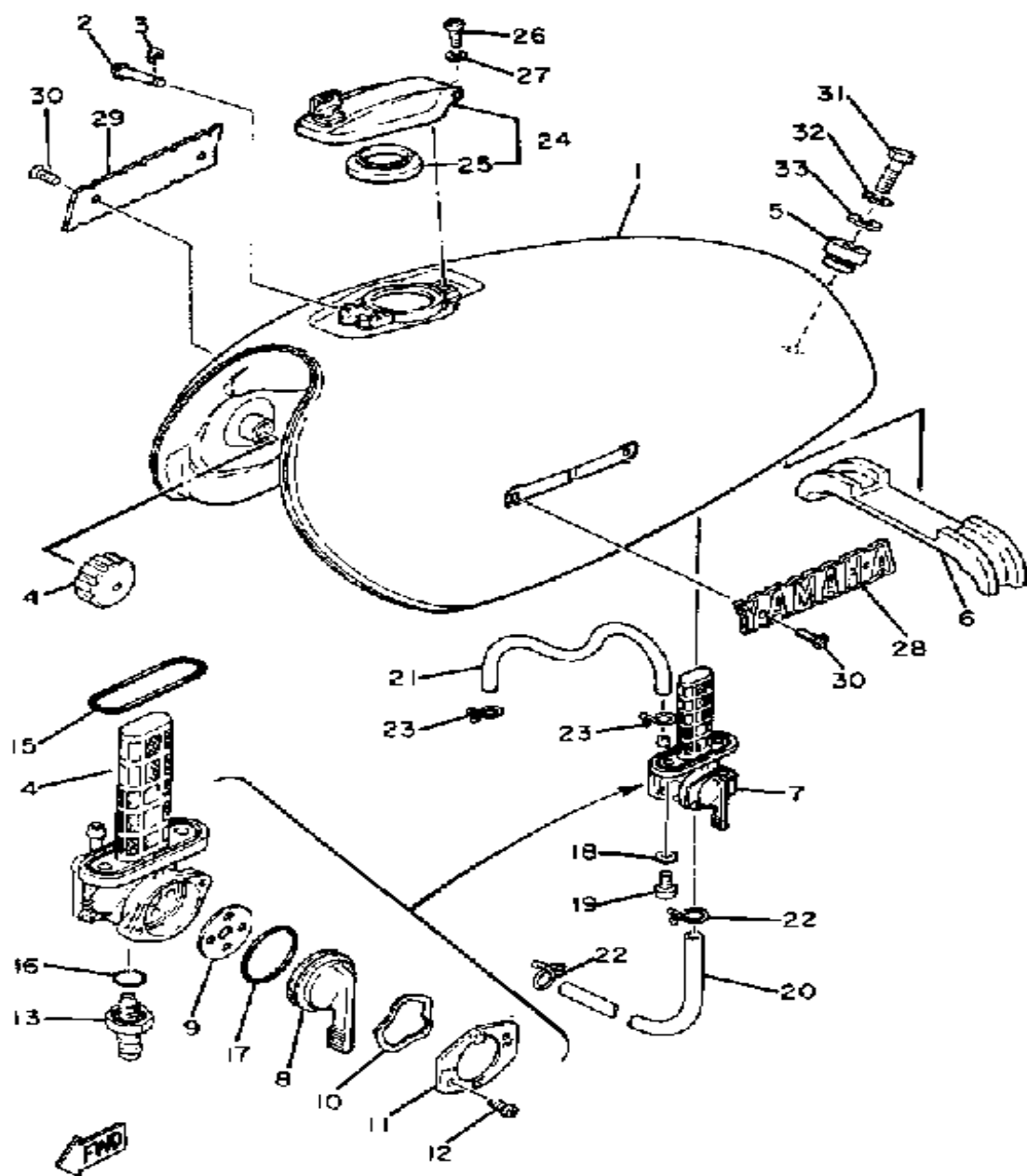
Ref. No.	Part Number	Description	Qty	Remarks
1	(3F9-23101-00-00)	FRONT FORK ASSEMBLY	1	
2	1L9-23136-01-00	. TUBE, OUTER 2	1	
3	2L0-23126-00-00	. TUBE, OUTER 1	1	
4	1L9-23146-00-00	. . WASHER, OIL SEAL	2	
5	1L9-23145-00-00	. . OIL SEAL	2	
6	1L9-23156-00-00	. . CLIP, OIL SEAL	2	
7	90116-08260-00	. . BOLT, STUD	2	
8	1E7-23167-00-00	. HOLDER, AXLE	1	
9	92901-08600-00	. WASHER	2	
10	90185-08089-00	. NUT, SELF-LOCKING	2	
11	3M7-23181-00-00	. BOLT, HEX SCKT HEAD	2	
12	1E7-23119-00-00	. PLUG, DRAIN	2	
13	1L9-23166-00-00	. SPACER, OIL LOCK	2	
14	(1L9-23170-02-00)	CYLINDER, FRTFRK	2	
15	(1E7-23151-00-00)	SPRING, REBOUND	2	
16	1E7-23157-00-00	. RING, PISTON FRTFRK	2	
17	1L9-23144-00-00	. SEAL, DUST	2	
18	2L0-23110-00-00	. INNER TUBE 1	2	
19	2L0-23141-00-00	. SPRING, FRONT FORK	2	
20	1L9-23168-00-00	. CAP, FRONT FORK	2	
21	1L9-23183-00-00	. CIRCLIP	2	
22	1L9-23114-00-00	. GASKET	2	
23	1L9-23111-00-00	. BOLT, CAP	2	
24	3N6-23340-30-90	. UNDER BRKT.	1	UNI CHROME (BLACK)
25	92990-10100-00	. WASHER, SPRING	2	
26	97023-10035-00	. BOLT, HEXAGON	2	
27	2L0-23122-00-93	. COVER, OUTER 1.	1	CHROME PLATED
28	2L0-23163-00-00	. GASKET	4	

CONTINUED ON NEXT FRAME ►

FRONT FORK



Ref. No.	Part Number	Description	Qty	Remarks
29	2L0-23116-00-00	. GUIDE, COVER LOWER	2	
30	2M0-23395-00-00	. EMBLEM	1	
31	90202-04003-00	. WASHER, PLATE	2	
32	90183-04005-00	. NUT, SPRING	2	
33	3F9-23131-00-93	COVER, UPPER 2	1	CHROME PLATED
34	3F9-23121-00-93	COVER, UPPER 1	1	CHROME PLATED
35	(2L0-23318-00-00)	HOLDER, CABLE 1	1	
36	355-85111-01-00	REFLECTOR, FRONT 1	2	
37	92990-05200-00	WASHER, PLAIN	2	
38	92990-05100-00	WASHER, SPRING	2	

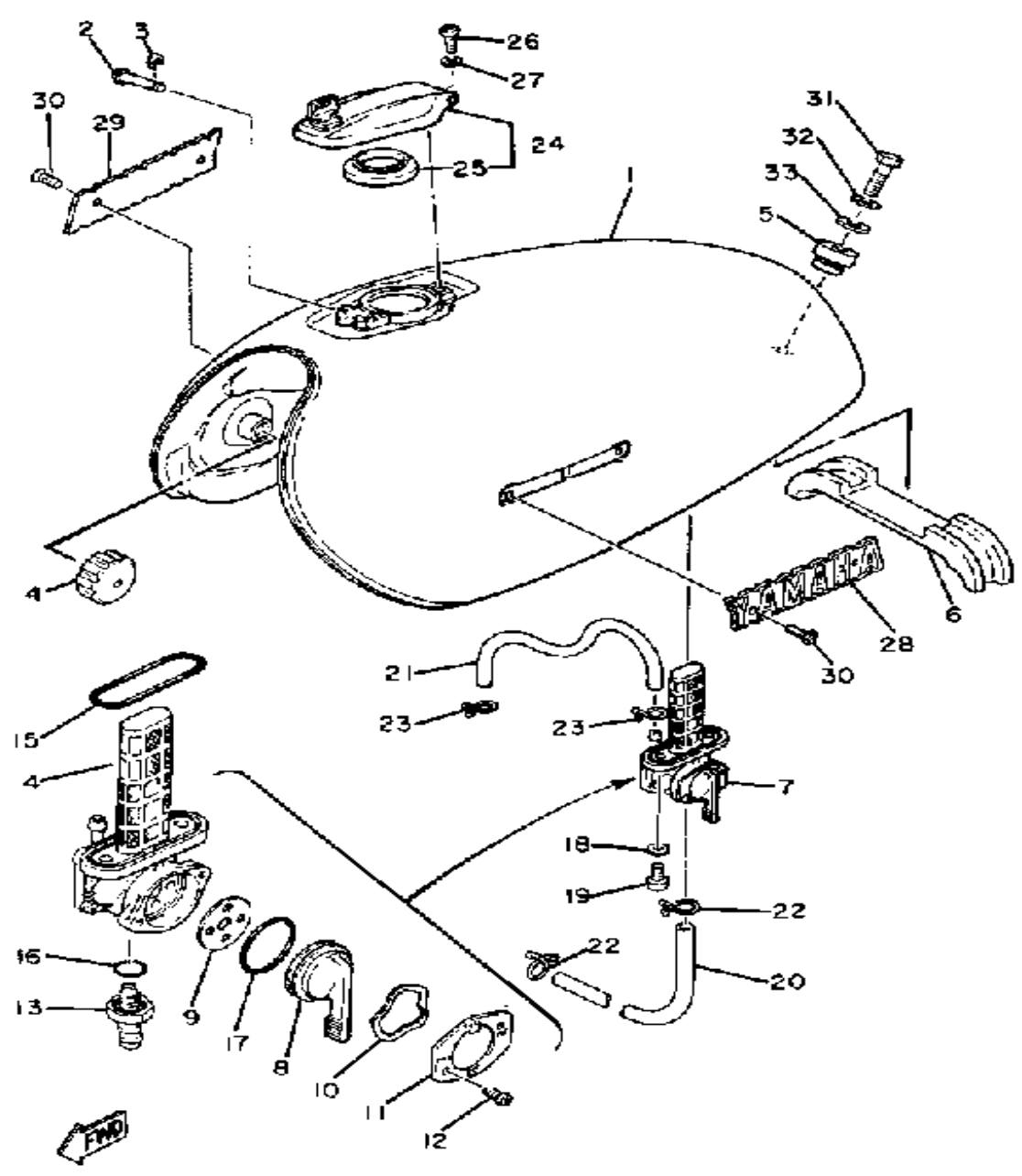


FUEL TANK

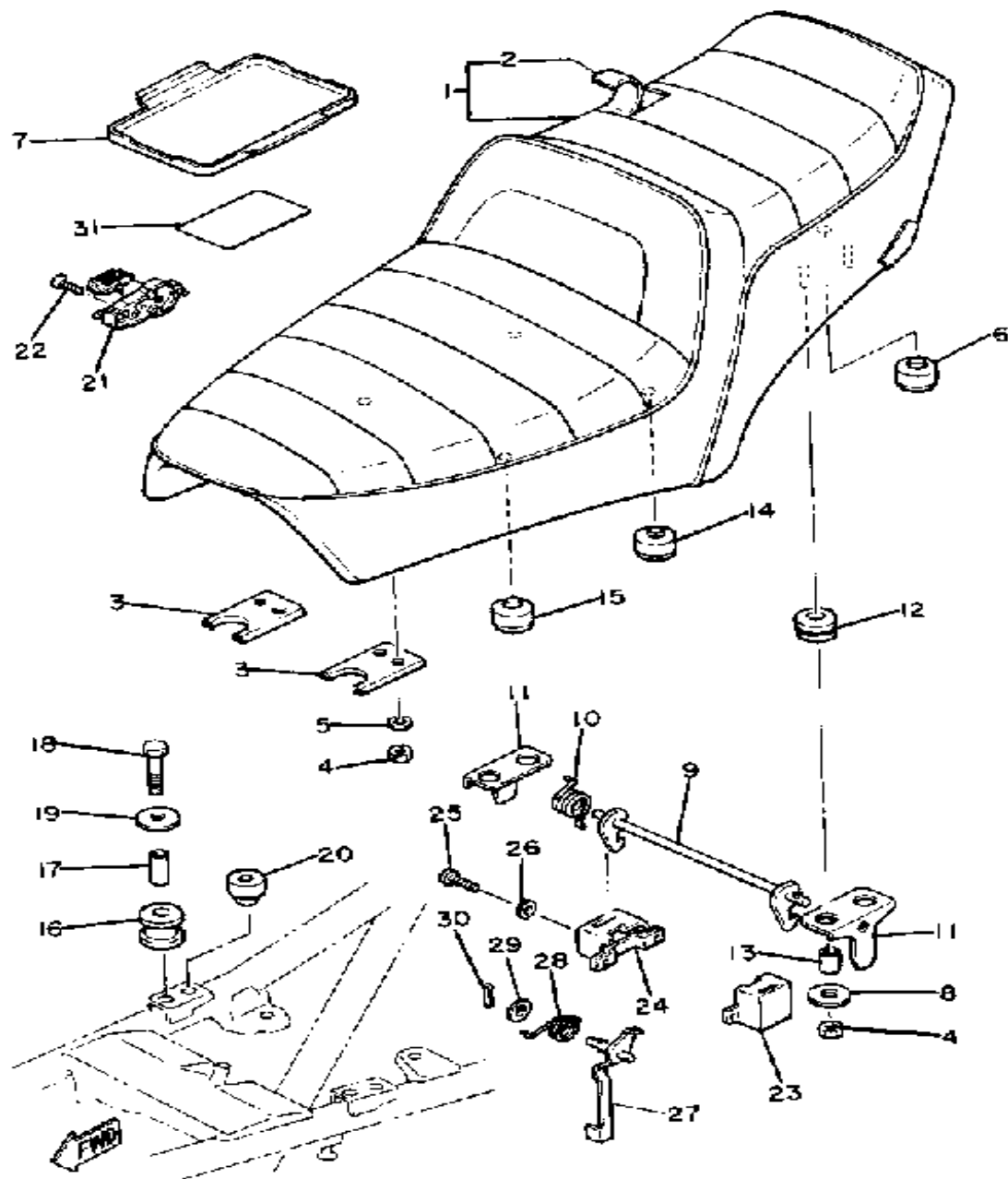
Ref. No.	Part Number	Description	Qty	Remarks
1	2L0-24110-00-7J	FUEL TANK	1	U.R. NEW RUBY RED
	2L0-24110-00-H9	FUEL TANK	1	U.R. BLACK GOLD
2	90249-03123-00	PIN, SPEC'L SHAPE	1	
3	93430-02001-00	CIRCLIP	1	
4	1L9-24181-00-00	DAMPER, LOCATING 1	2	
5	2L0-24182-00-00	DAMPER, LOCATING 2	1	
6	2L0-24183-00-00	DAMPER, LOCATING 3	1	
7	3X8-24500-00-00	FUEL COCK ASSEMBLY 1 ...	1	
8	(3X8-24524-00-00)	LEVER, COCK	1	
9	16G-24523-00-00	. VALVE	1	
10	16G-24518-00-00	. WASHER, WAVE	1	
11	(2G2-24525-00-00)	PLATE, LVR FITTING	1	
12	98580-03008-00	. SCREW, PAN HEAD	2	
13	2L0-24551-00-00	. BOLT, JOINT	1	
14	3Y1-24514-00-00	. NET, FILTER 1	1	
15	2G2-24512-00-00	. GASKET	1	
16	2L0-24522-00-00	. GASKET	1	
17	2G2-24534-00-00	. SEAL, COCK	1	
18	90202-05187-00	WASHER, PLATE	2	
19	90149-06008-00	SCREW	2	
20	90445-10133-00	HOSE	1	
21	90445-09496-00	HOSE	1	
22	90467-09006-00	CLIP	2	
23	90467-08003-00	CLIP	2	
24	4R0-24602-01-00	CAP ASSEMBLY	1	
25	2M0-24641-00-00	. GASKET, CAP 1	1	
26	98580-05010-00	SCREW, PAN HEAD	1	
27	92990-05100-00	WASHER, SPRING	1	
28	3Y6-24161-00-00	EMBLEM 1	1	

CONTINUED ON NEXT FRAME ➤

FUEL TANK



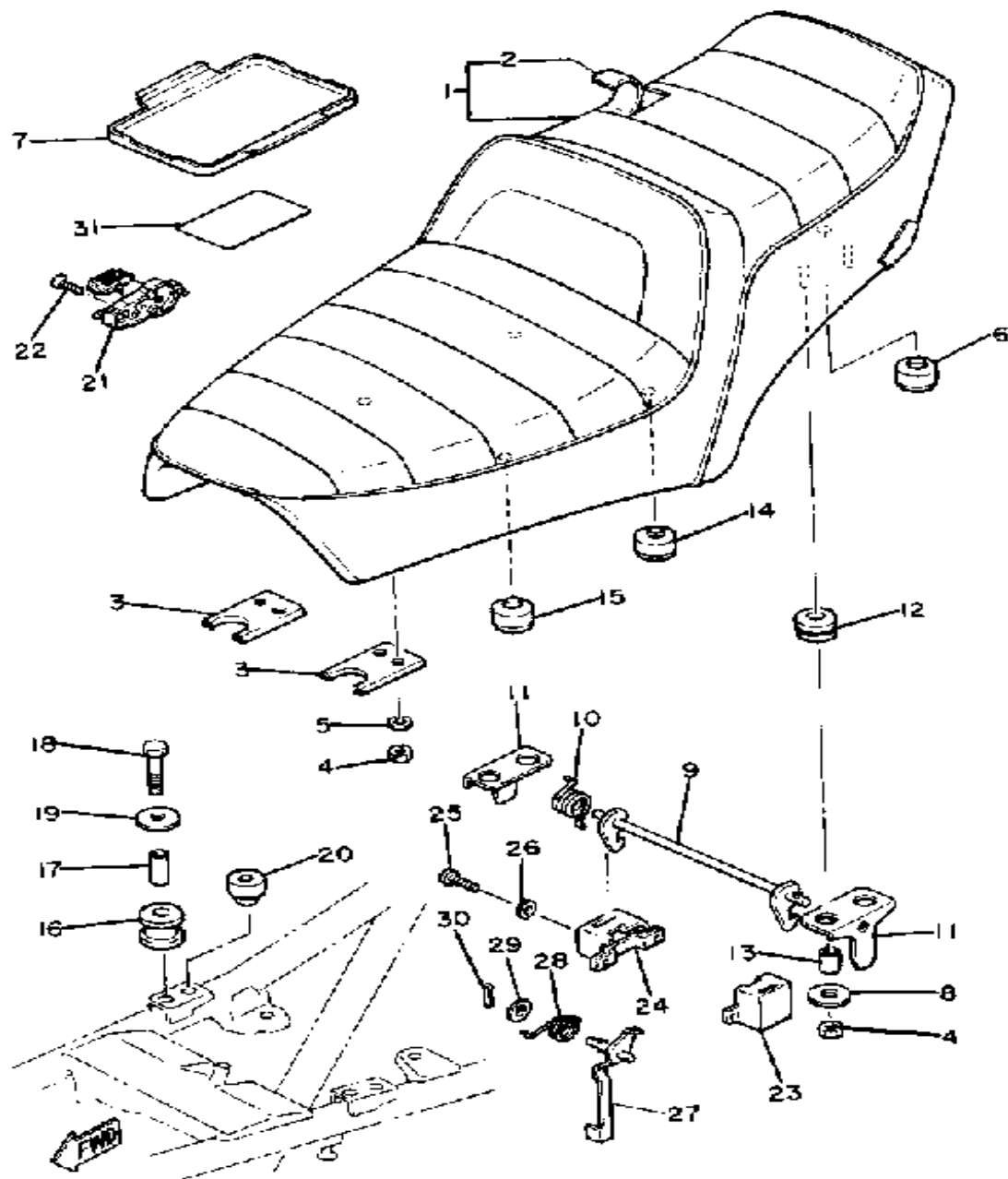
Ref. No.	Part Number	Description	Qty	Remarks
29	3Y6-24162-00-00	EMBLEM 2	1	
30	90152-04006-00	SCREW, COUNTERSUNK	4	
31	97313-08018-00	BOLT, HEXAGON (97301-08016)	1	
32	92990-08100-00	WASHER	1	
33	90201-085E6-00	WASHER PLATE	1	



SEAT

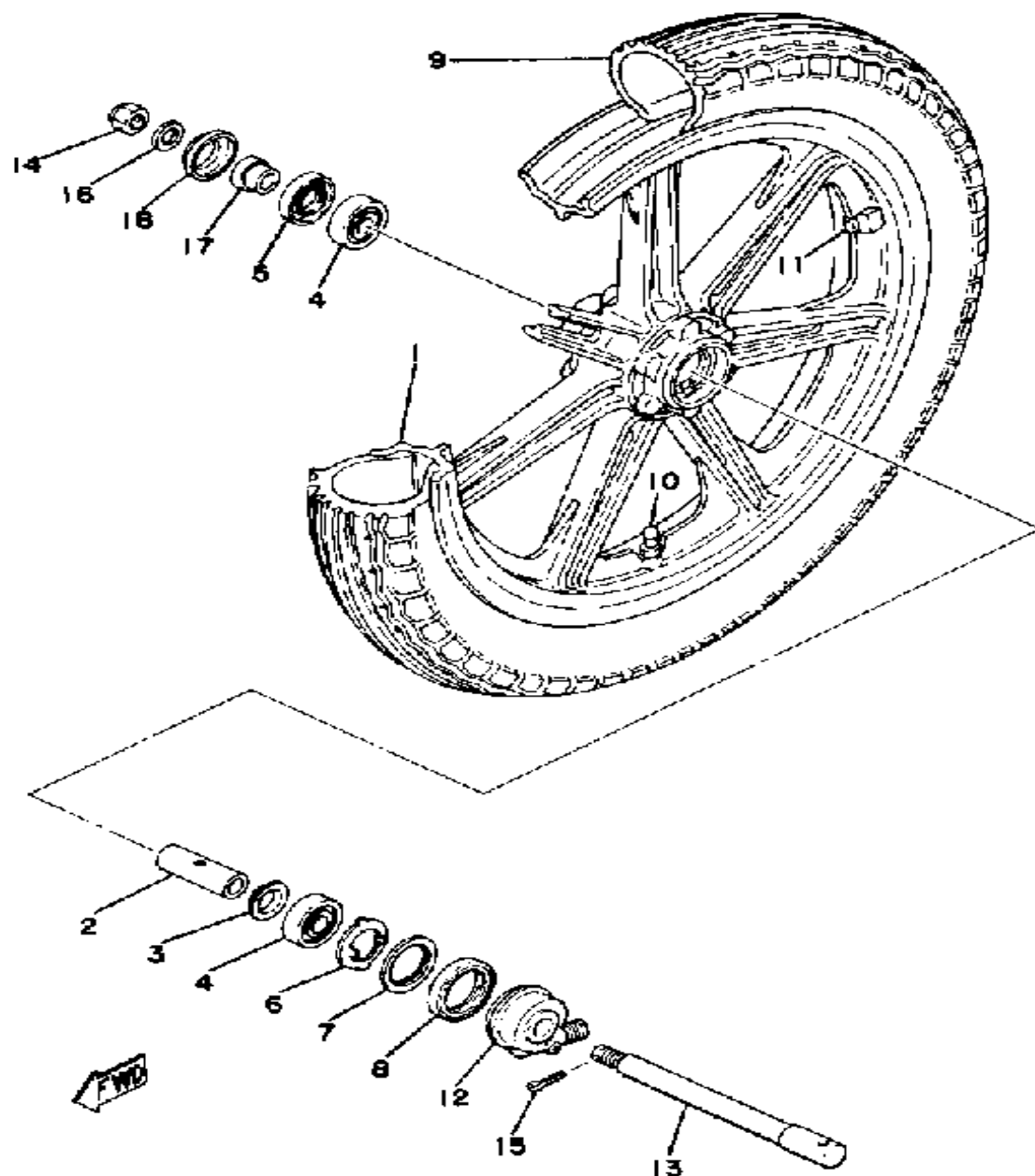
Ref. No.	Part Number	Description	Qty	Remarks
1	3F9-W2472-00-00	DOUBLE SEAT ASSEMBLY ...	1	
2	(4R4-24731-00-00)	COVER, DOUBLE SEAT	1	
3	(3F9-24748-00-00)	BRACKET, SEAT	2	
4	95380-06600-00	NUT	8	
5	92995-06100-00	WASHER, SPRING	4	
6	1G4-24741-00-00	UNAVAILABLE IN PRICE BOOK	2	
7	395-28185-00-00	LID	1	
8	90201-06067-00	WASHER, PLATE	4	
9	3F9-24754-00-00	HOOK, SEAT	1	
10	90508-20412-00	SPRING, TORSION	1	
11	3F9-24718-00-00	BRACKET, SEAT	2	
12	1J7-24723-00-00	DAMPER, SEAT	4	
13	90560-07007-00	SPACER	4	
14	371-27114-00-00	STOPPER, MAIN STAND	2	
15	3J2-24741-00-00	PAD, SEAT	2	
16	3F9-24737-00-00	DAMPER, SEAT	2	
17	90387-06554-00	COLLAR	2	
18	97021-06030-00	BOLT	2	
19	90201-06074-00	WASHER, PLATE	2	
20	1M3-27114-00-00	STOPPER, MAIN STAND (10927-11400-00)	2	
21	4R2-24705-00-00	SEAT LOCK ASSEMBLY	1	
22	90149-06154-00	SCREW	1	
23	3J3-2475H-00-00	BRACKET, SEAT LVR 1	1	
24	3F9-2475J-00-00	BRACKET, SEAT LVR 2	1	
25	98516-06012-00	SCREW, PAN HEAD	4	
26	92906-06600-00	WASHER	4	
27	3F9-24776-00-00	LEVER, SEAT	1	
28	3F9-24758-00-00	SPRING	1	

CONTINUED ON NEXT FRAME ►



SEAT

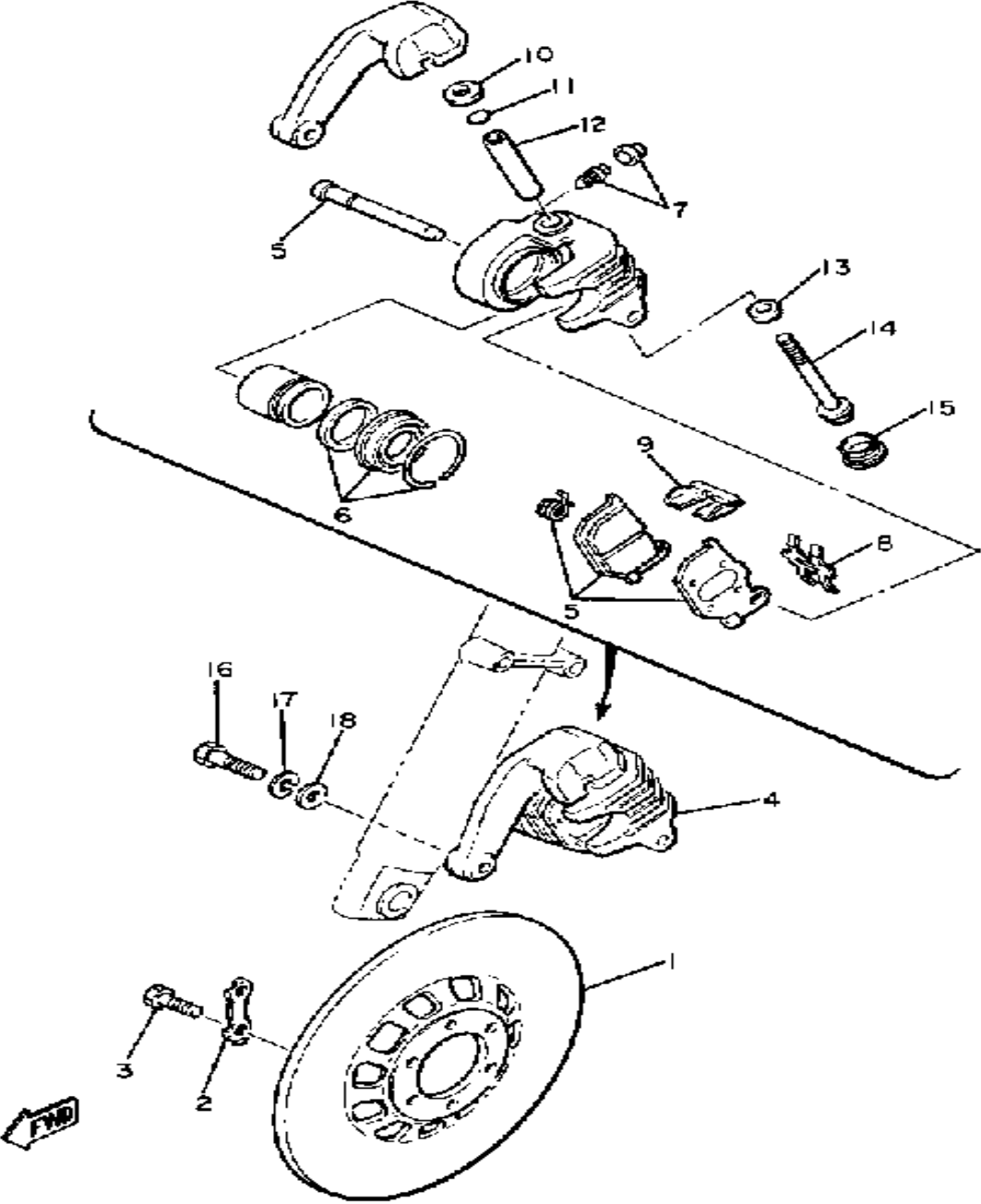
Ref. No.	Part Number	Description	Qty	Remarks
29	92906-08600-00	WASHER	1	
30	91401-25020-00	PIN, COTTER	1	
31	(4R4-21683-00-00)	PLATE, SPEC	1	



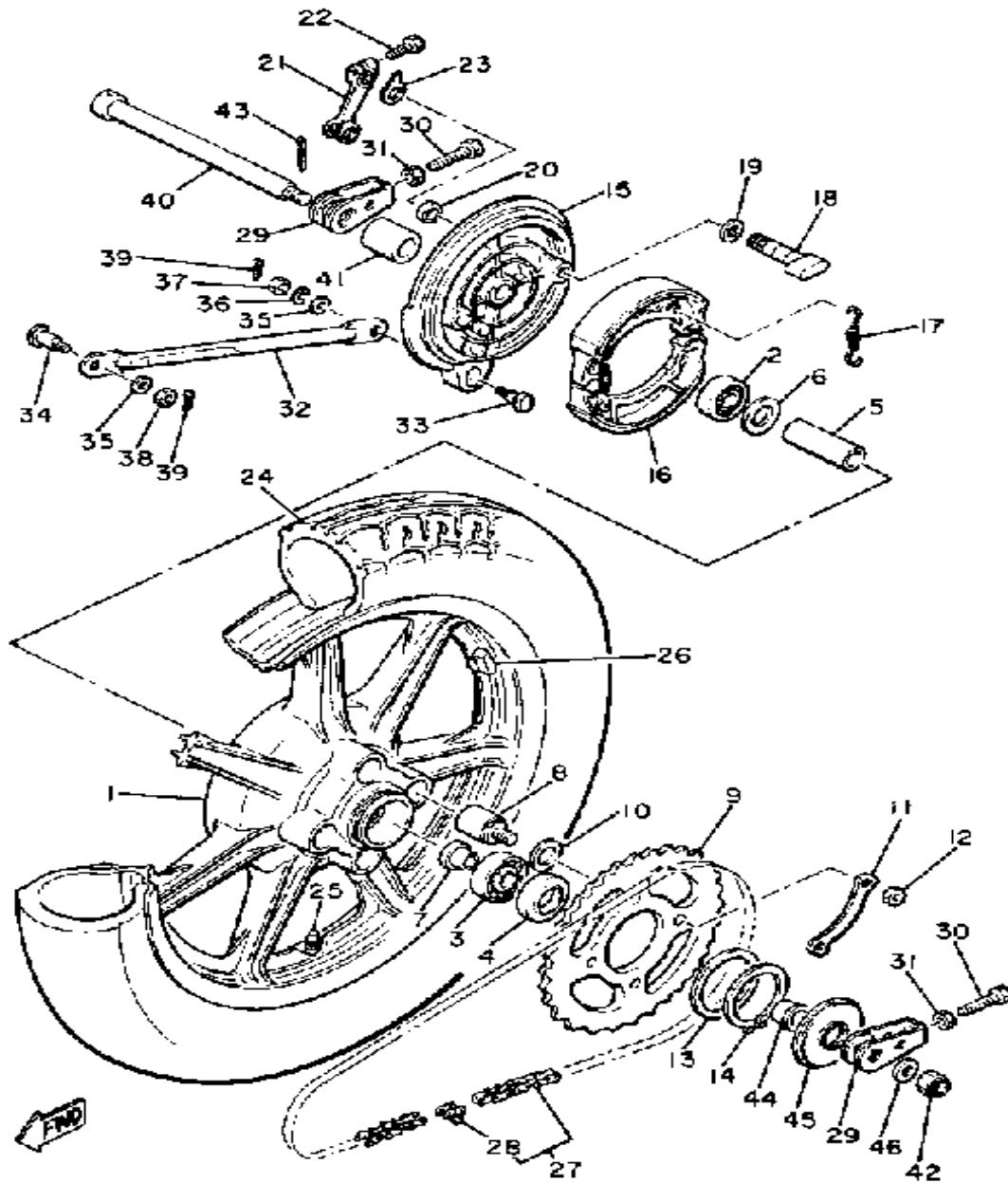
FRONT WHEEL

Ref. No.	Part Number	Description	Qty	Remarks
1	(3F9-25168-20-98)	WHEEL, CAST FRONT	1	LOW GLOSS BLK
2	90560-15161-00	SPACER	1	
3	146-25115-00-00	FLANGE, SPACER 1	1	
4	93306-30202-00	BEARING	2	
5	93102-22014-00	OIL SEAL	1	
6	341-25149-00-00	CLUTCH, METER	1	
7	341-25846-00-00	RETAINER, CLUTCH	1	
8	93105-45017-00	OIL SEAL	1	
9	(94130-18406-00)	300S18 4PR Y986 TL	1	YOKOHAMA
10	93900-00001-00	VALVE, RIM	1	
11	1A1-25398-01-00	BALANCER, WHEEL	1	U.R.
	1A1-25399-00-00	BALANCER, WHEEL	1	U.R.
	2M0-25399-00-00	BALANCER, WHEEL	1	U.R.
12	1L9-25190-00-00	GEAR UNIT ASS'Y	1	
13	1L9-25181-00-00	AXLE, WHEEL	1	
14	90171-14020-00	NUT, CASTLE	1	
15	91401-30030-00	PIN, COTTER	1	
16	92990-14200-00	WASHER, PLAIN	1	
17	90387-15550-00	COLLAR	1	
18	401-25367-00-00	COVER, HUB DUST	1	

FRONT BRAKE - CALIPER



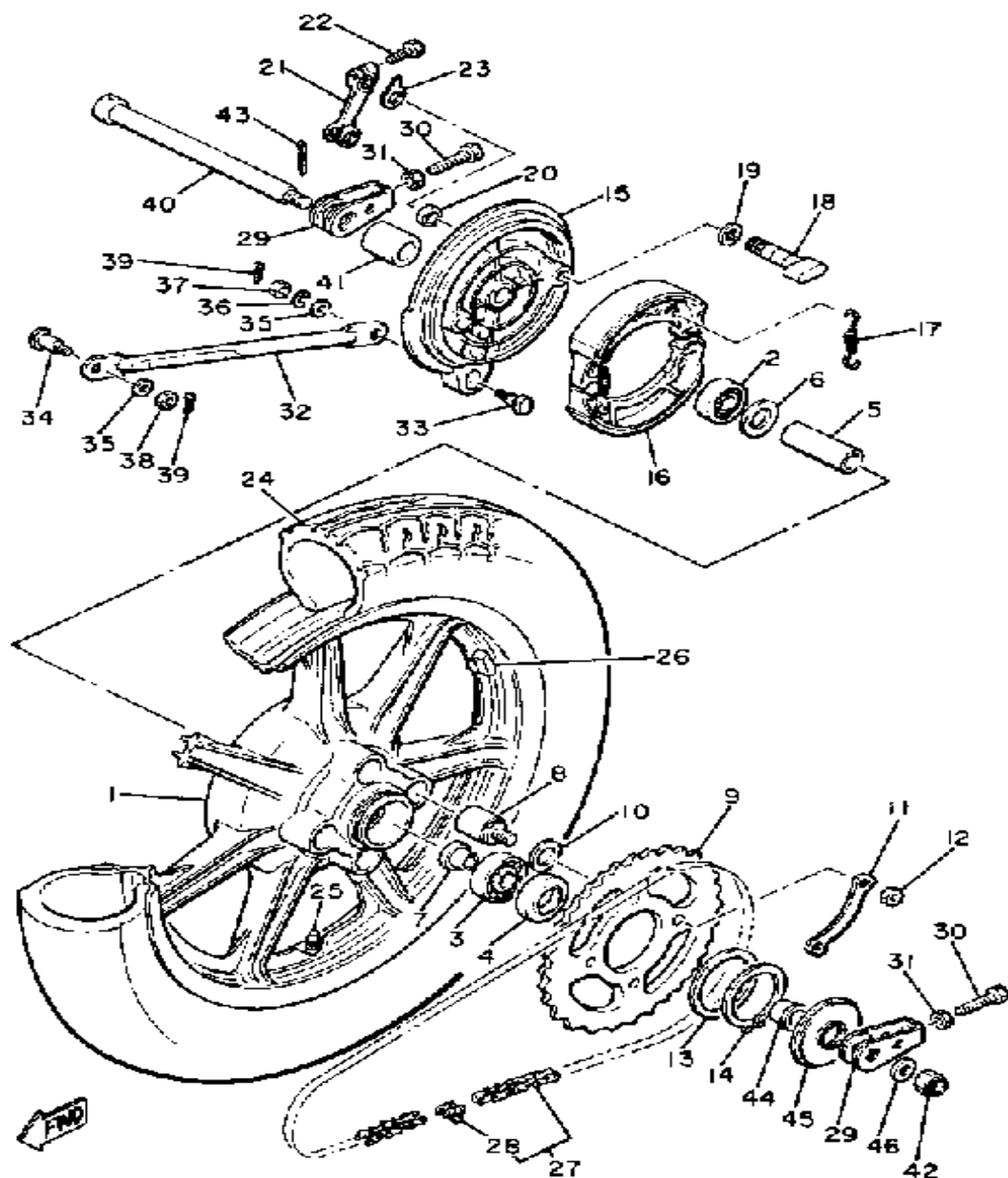
Ref. No.	Part Number	Description	Qty	Remarks
1	1L9-25831-00-00	DISC, BRAKE	1	
2	3H5-25834-00-00	WASHER, LOCK	3	
3	90101-08477-00	BOLT	6	
4	(3F9-25810-02-00)	CALIPER ASSEMBLY	1	
5	4W1-W0046-00-00	. BRAKE PAD KIT, REAR	1	
6	2G2-W0047-00-00	. CALIPER SEAL KIT	1	
7	1J3-W0048-00-00	. BLEED SCREW KIT	1	
8	2G2-25919-00-00	. SUPPORT, PAD	1	
9	(2V0-25849-00-00)	RETAINER, CALIPER	1	
10	90201-08689-00	. WASHER, PLATE	1	
11	2G2-W0044-00-00	. O-RING KIT, CALIPER	1	
12	2G2-25838-00-00	. SLEEVE, CALIPER	1	
13	90201-09690-00	. WASHER, PLATE	1	
14	2G2-25821-00-00	. BOLT 1	1	
15	2G2-25916-00-00	. PLUG	1	
16	90105-10638-00	BOLT, WASHER BASED	2	
17	92990-10100-00	WASHER, SPRING	2	
18	92990-10200-00	WASHER, PLAIN	2	



REAR WHEEL

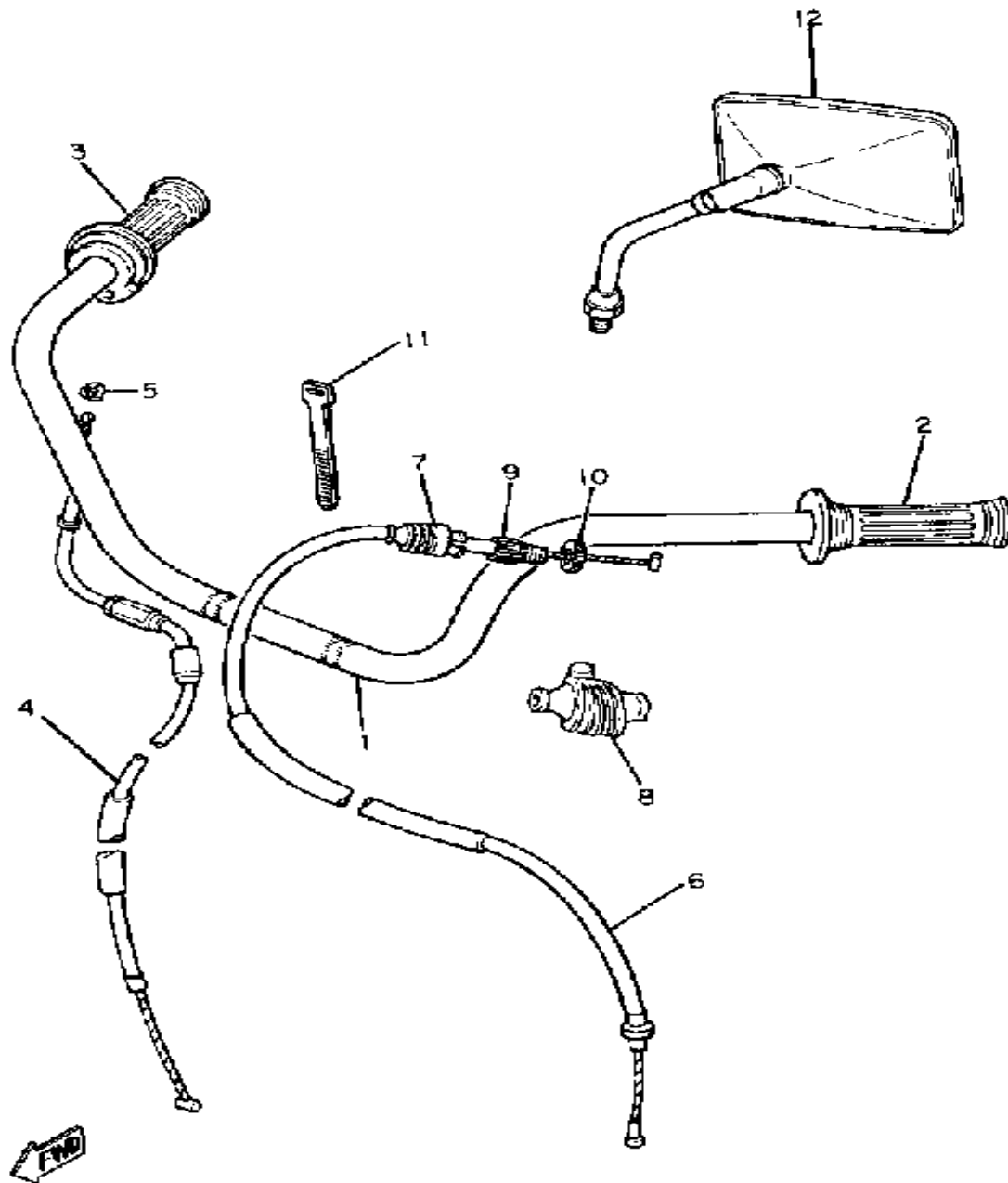
Ref. No.	Part Number	Description	Qty	Remarks
1	(3F9-25338-00-98)	WHEEL, CAST REAR	1	LOW GLOSS BLK
2	93306-30309-00	BEARING	1	
3	93306-30416-00	BEARING (B6304RS)	1	
4	93104-27026-00	OIL SEAL, SO-TYPE	1	
5	(3F9-25317-00-00)	SPACER, BEARING	1	
6	146-25315-00-00	FLANGE, SPACER	1	
7	1A1-25377-00-00	COLLAR, WHEEL	1	
8	1U4-25364-00-00	DAMPER	4	
9	1J3-25437-20-00	SPROCKET, DRIVN 37T	1	
10	90387-20565-00	COLLAR	4	
11	1J3-25412-00-00	WASHER	2	
12	95301-12700-00	NUT (95302-12700)	4	
13	90201-66585-00	WASHER, PLATE	1	
14	93410-65040-00	CIRCLIP, S-TYPE	1	
15	(1L9-25321-10-98)	PLATE, BRAKE SHOE	1	LOW GLOSS BLK
16	4G0-W2536-00-00	BRAKESHOE SET-2PCS	2	
17	90507-20002-00	SPRING, TENSION	2	
18	4R4-25351-00-00	CAMSHAFT	1	
19	148-25353-00-00	SHIM, CAMSHAFT	1	
20	148-25359-00-00	SEAL, CAMSHAFT	1	
21	1L9-25355-00-00	LEVER, CAMSHAFT	1	
22	90101-06291-00	BOLT	1	
23	4H7-2533A-02-00	PLATE, INDICATOR	1	
24	(94112-16407-00)	120/90-16Y987TL63S	1	YOKAHAMA
25	93900-00001-00	VALVE, RIM	1	
26	1A1-25398-01-00	BALANCER, WHEEL	1	U.R.
	1A1-25399-00-00	BALANCER, WHEEL	1	U.R.
	2M0-25399-00-00	BALANCER, WHEEL	1	U.R.
27	94580-10102-00	50 DS DID 102L	1	

CONTINUED ON NEXT FRAME ►



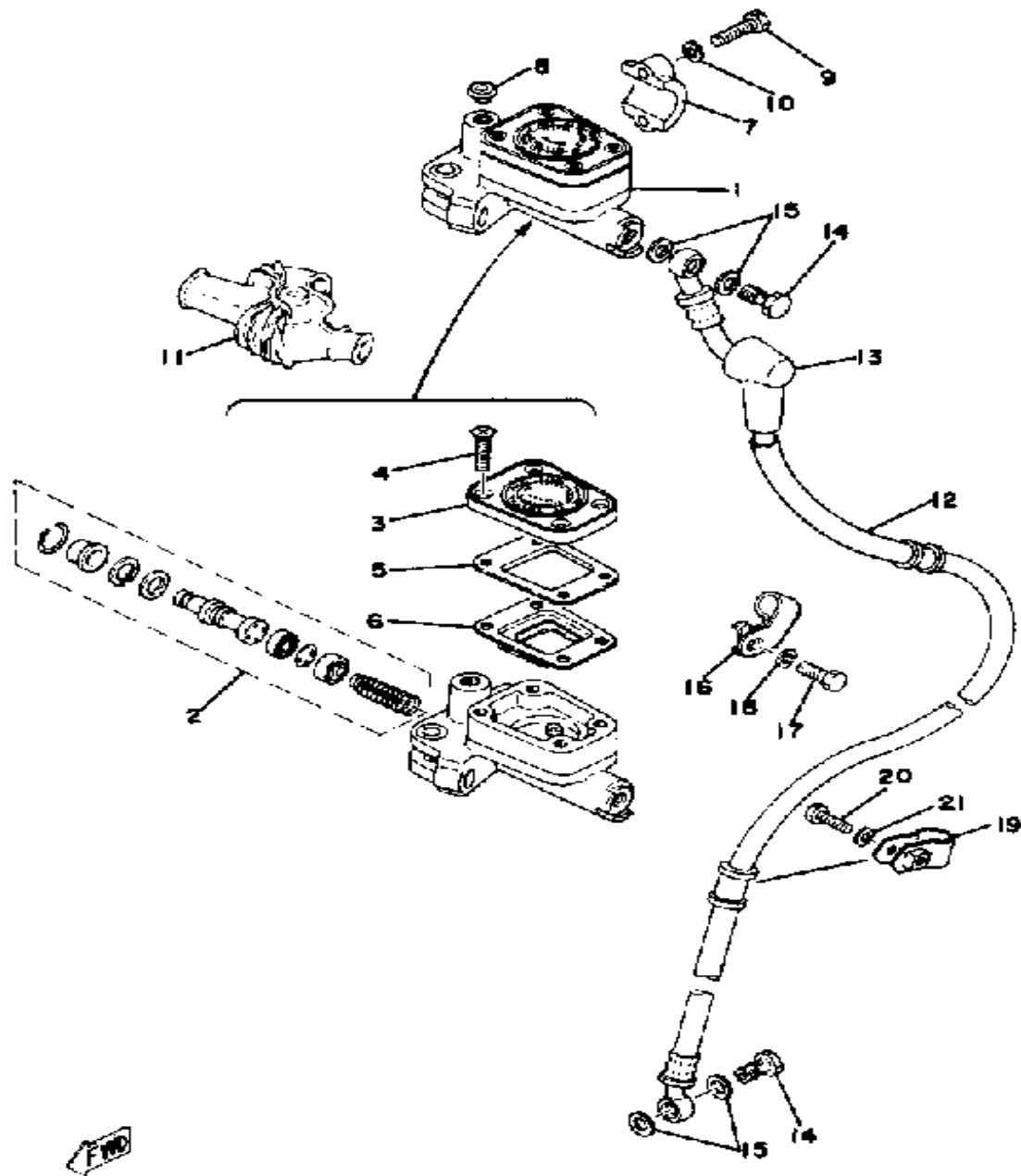
REAR WHEEL

Ref. No.	Part Number	Description	Qty	Remarks
28	94685-30011-00	. JOINT CHAIN	1	
29	168-25389-00-00	PULLER, CHAIN 2	2	
30	90101-08699-00	BOLT	2	
31	95303-08700-00	NUT	2	
32	3F9-25371-00-00	BAR, TENSION	1	
33	90109-08375-00	BOLT (168-25373-00)	1	
34	90109-08184-00	BOLT (168-25378-00)	1	
35	92901-08600-00	WASHER	2	
36	92990-08100-00	WASHER	1	
37	95303-08700-00	NUT	1	
38	90170-08158-00	NUT	1	
39	91490-20020-00	PIN, COTTER	2	
40	1J3-25381-00-00	AXLE, WHEEL	1	
41	3F9-25383-00-00	COLLAR, WHEEL	1	
42	90171-14020-00	NUT, CASTLE	1	
43	91401-30030-00	PIN, COTTER	1	
44	90387-17551-00	COLLAR	1	
45	1L9-25367-00-00	COVER, HUB DUST	1	
46	92990-14200-00	WASHER, PLAIN	1	



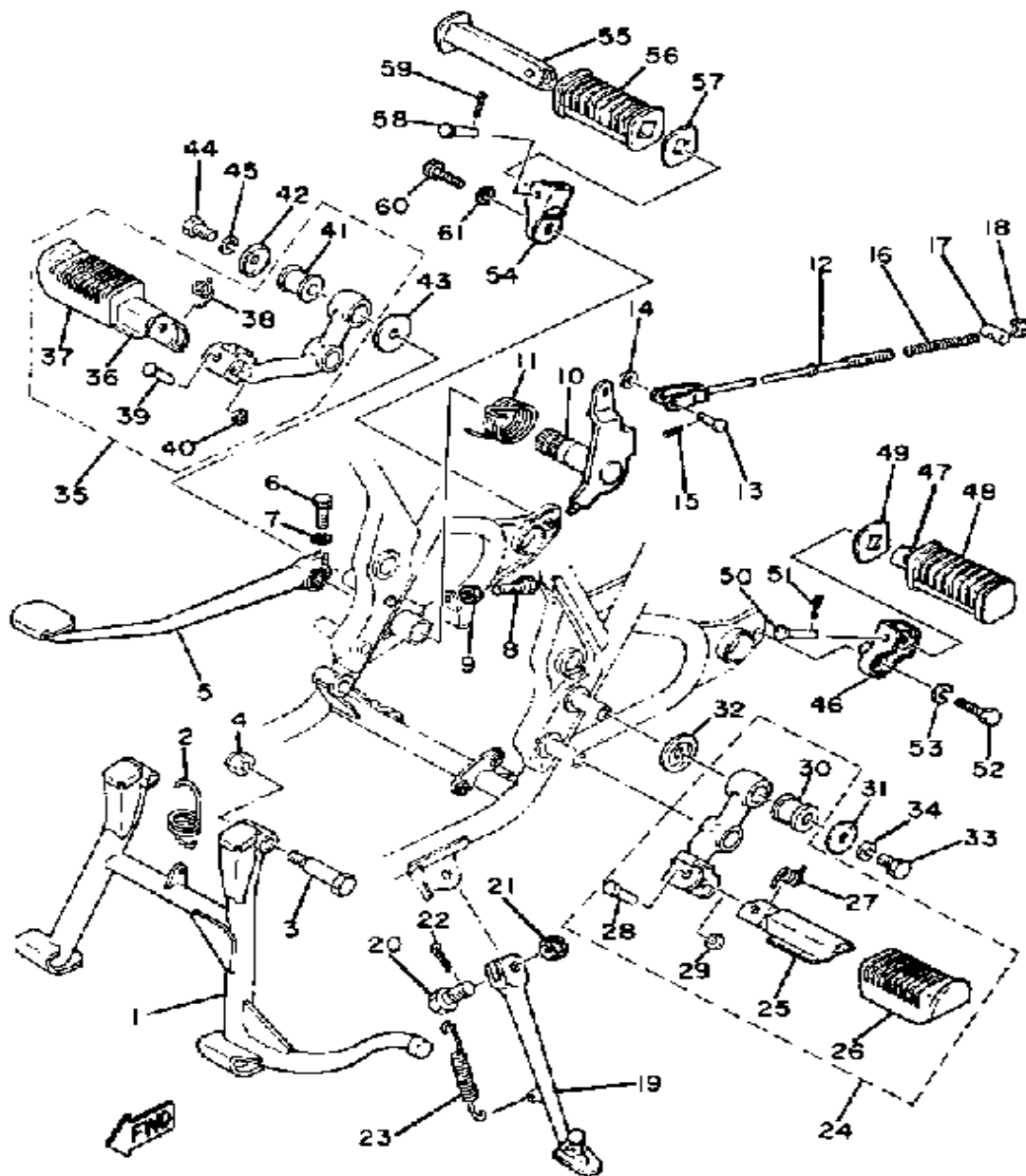
HANDLEBAR - CABLE

Ref. No.	Part Number	Description	Qty	Remarks
1	3F9-26110-00-00	HANDLEBAR	1	
2	2H7-26241-00-00	GRIP LH	1	
3	2H7-26240-00-00	GRIP ASSEMBLY RH	1	
4	3F9-26311-01-00	CABLE, THROTTLE 1	1	
5	584-26393-02-00	HOLDER	1	
6	3F9-26335-00-00	CABLE, CLUTCH	1	
7	1E6-26342-00-00	BOOT, CABLE	1	
8	1E6-26372-00-00	COVER, HANDLE LEVER 1 ...	1	
9	90123-08046-00	BOLT	1	
10	90179-08148-00	NUT	1	
11	341-26397-01-00	BAND	1	
12	4H7-26290-00-00	BACK MIRROR ASSEMBLY (RIGHT)	1	ALTERNATE PART
	4H7-26290-10-00	BACK MIRROR ASSEMBLY (LEFT)	1	



FRONT MASTER CYLINDER

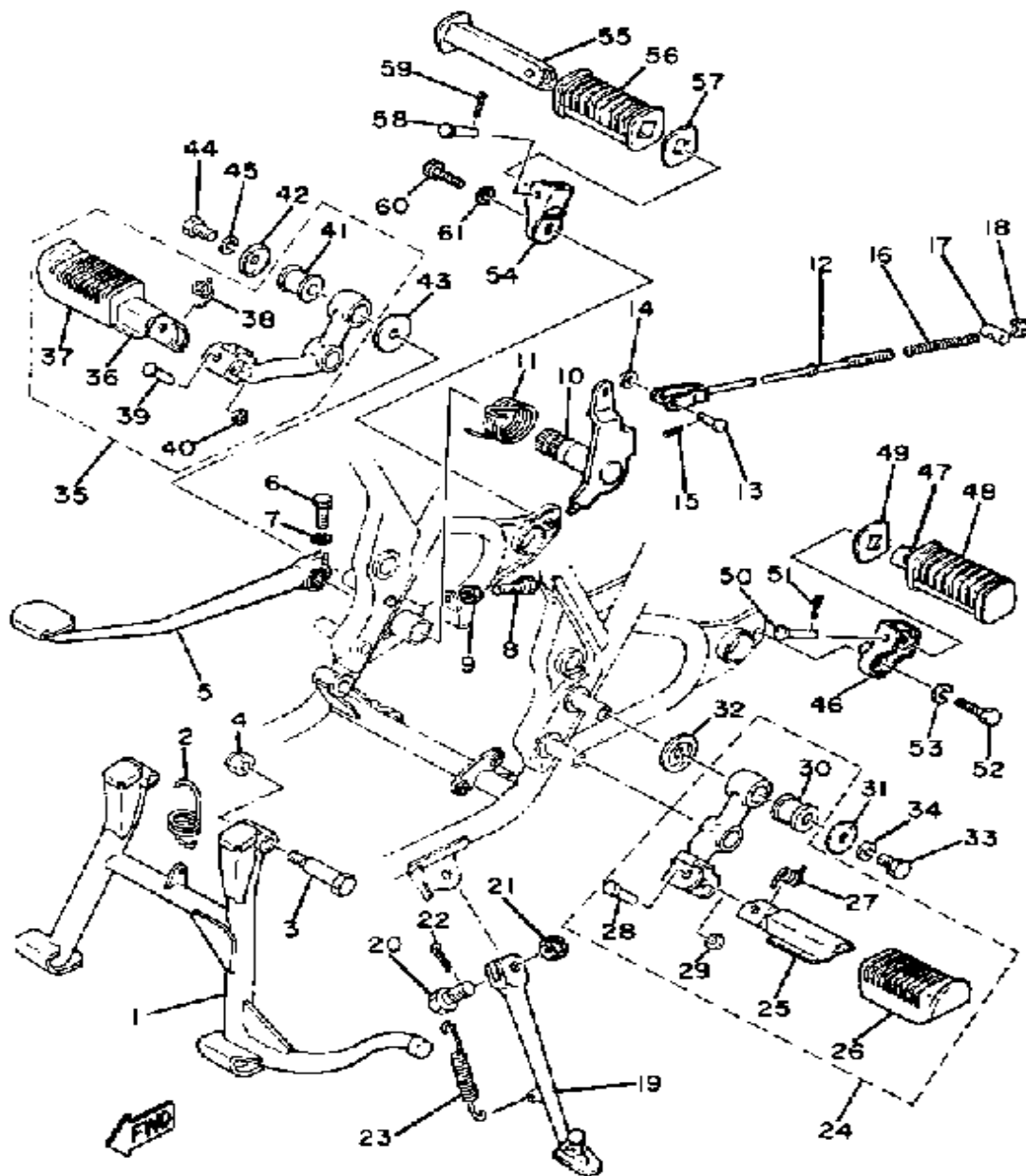
Ref. No.	Part Number	Description	Qty	Remarks
1	3G1-25850-00-00	MSTR CYLINDER ASSEMBLY .	1	
2	535-W0041-60-00	. CYLINDER KIT, MASTER	1	
3	1J3-25852-01-00	. CAP, RESERVOIR	1	
4	98706-05030-00	. SCREW, FLAT HEAD	4	
5	1J3-25855-01-00	. BUSH, DIAPHRAGM	1	
6	1J3-25854-01-00	. DIAPHRAGM RESERVOR ...	1	
7	1J3-25867-00-00	BRACKET, MASTER CYLINDER (341-25867-00)	1	
8	90338-09012-00	PLUG	1	
9	97016-06025-00	BOLT	2	
10	92906-06100-00	WASHER, SPRING	2	
11	1T5-26372-00-00	COVER, HANDLE LEVER	1	
12	3F9-25872-10-00	HOSE, BRAKE 1	1	
13	306-25862-00-00	BOOT, MASTER CYLINDER ...	1	
14	90401-10034-00	BOLT, UNION	2	
15	90201-10118-00	WASHER, PLATE	4	
16	(2L0-25875-00-00)	HOLDER, BRKE HOSE 1	1	
17	97013-06012-00	BOLT	1	
18	92995-06100-00	WASHER, SPRING	1	
19	(1L9-25876-00-00)	HOLDER, BRKE HOSE 2	1	
20	97011-06025-00	BOLT (97001-06025)	1	
21	92995-06100-00	WASHER, SPRING	1	



STAND - FOOTREST

Ref. No.	Part Number	Description	Qty	Remarks
1	3F9-27111-01-33	STAND, MAIN	1	YAMAHA BLACK
2	90506-45063-00	SPRING, TENSION (168-27116-00)	1	
3	90109-10440-00	BOLT	2	
4	95601-10100-00	NUT, U (95602-10100-00)	2	
5	1L9-27211-00-93	PEDAL, BRAKE	1	CHROME PLATED
6	90109-06468-00	BOLT	1	
7	92995-06100-00	WASHER, SPRING	1	
8	90153-06008-00	SCREW, HEXAGON	1	
9	90170-06184-00	NUT, HEXAGON	1	
10	3F9-27212-00-00	SHAFT, BRAKE PEDAL	1	
11	90508-35315-00	SPRING, TORSION	1	
12	3F9-27231-00-00	ROD, BRAKE	1	
13	90240-06006-00	PIN, CLEVIS	1	
14	92901-06600-00	WASHER	1	
15	91401-25020-00	PIN, COTTER	1	
16	90501-10245-00	SPRING, COMPRESSION	1	
17	90249-12008-00	PIN	1	
18	90179-06411-00	NUT	1	
19	1L9-27311-02-33	STAND, SIDE	1	YAMAHA BLACK
20	90102-10006-00	BOLT, WITH HOLE (278-27317-00)	1	
21	90171-10012-00	NUT, CASTLE	1	
22	91490-20025-00	PIN, SPLIT	1	
23	90506-26270-00	SPRING, TENSION	1	
24	(4R4-27410-00-93)	FRT FOOTREST ASSEMBLY L	1	CHROME PLATED
25	3CK-27451-00-00	. FOOTREST	1	
26	4L0-27423-00-00	. COVER, FOOTREST	1	
27	90508-20023-00	. SPRING, TORSION	1	

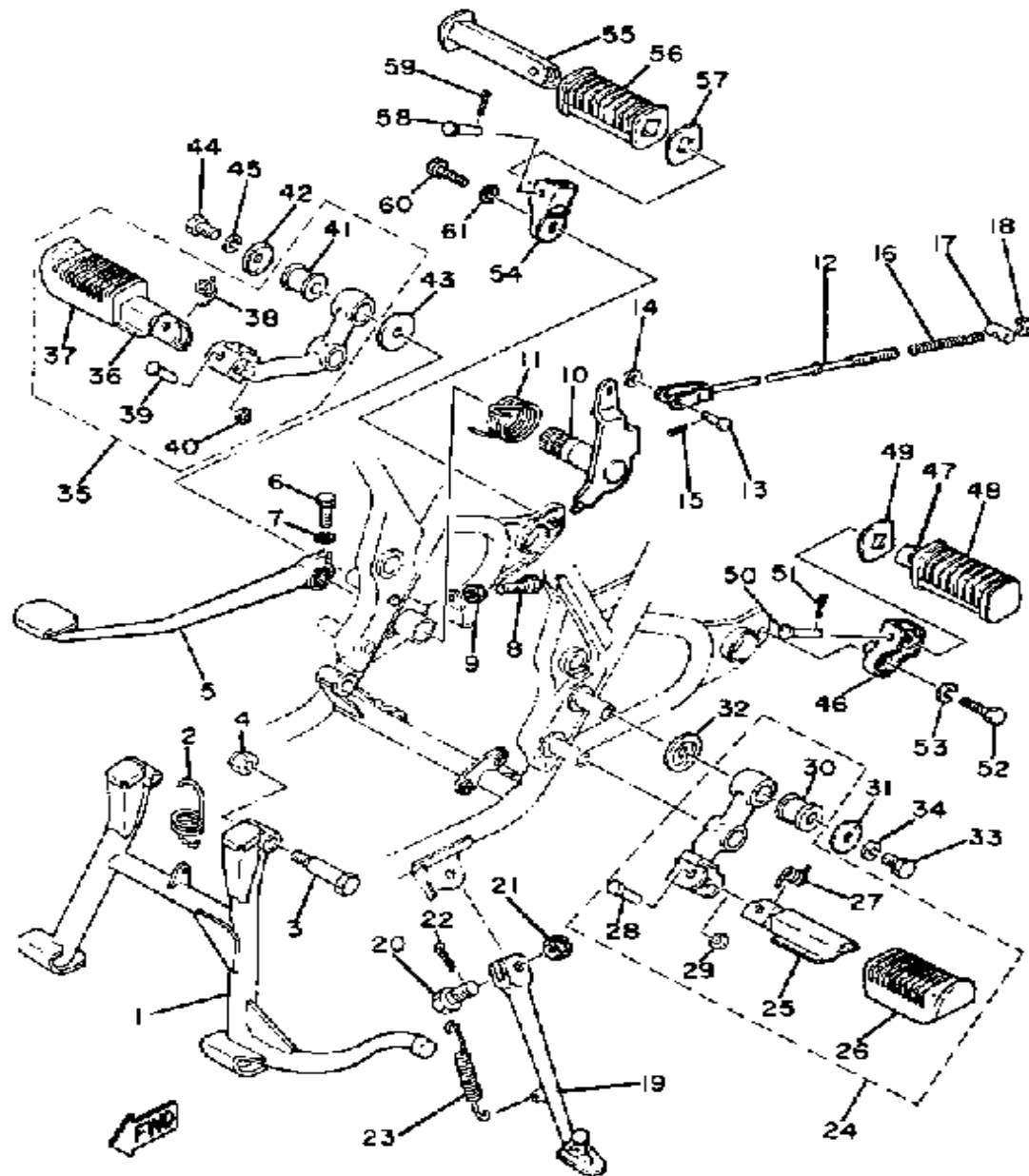
CONTINUED ON NEXT FRAME ►



STAND - FOOTREST

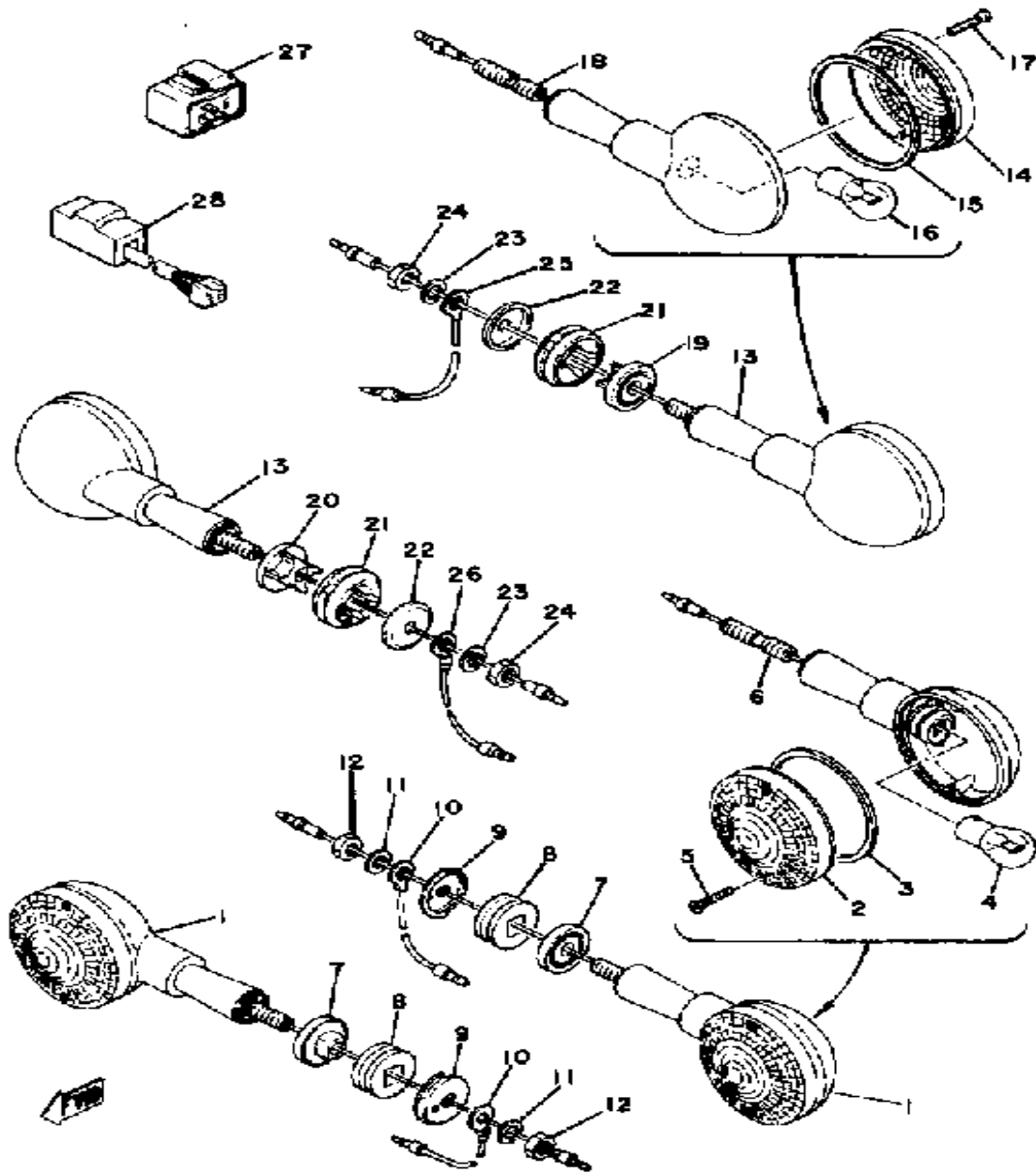
Ref. No.	Part Number	Description	Qty	Remarks
28	90243-08006-00	. PIN	1	
29	90201-06042-00	. WASHER, PLATE	1	
30	90480-20195-00	. GROMMET	2	
31	90209-08193-00	WASHER, SPEC'L SHAP	2	
32	90209-12157-00	WASHER, SPEC'L SHAP	2	
33	97313-08016-00	BOLT, HEXAGON	2	
34	92990-08100-00	WASHER	2	
35	(4R4-27420-00-33)	FRT FOOTREST ASSEMBLY R	1	CHROME PLATED
36	3N6-27461-00-00	. FOOTREST	1	
37	4L0-27423-00-00	. COVER, FOOTREST	1	
38	90508-20023-00	. SPRING, TORSION	1	
39	90243-08006-00	. PIN	1	
40	90201-06042-00	. WASHER, PLATE	1	
41	90480-20195-00	. GROMMET	2	
42	90209-08193-00	WASHER, SPEC'L SHAP	2	
43	90209-12157-00	WASHER, SPEC'L SHAP	2	
44	97313-08016-00	BOLT, HEXAGON	2	
45	92990-08100-00	WASHER	2	
46	2L0-27432-01-00	BRACKET 1	1	
47	447-27431-00-00	FOOTREST, REAR 1	1	
48	447-27433-00-00	COVER, RR FOOTREST	1	
49	90209-18070-00	WASHER, SPEC'L SHAP	1	
50	90240-06042-00	PIN, CLEVIS	1	
51	91490-16020-00	PIN, COTTER	1	
52	97026-10020-00	BOLT	1	
53	92906-10100-00	WASHER, SPRING	1	
54	2L0-27442-01-00	BRACKET 2	1	
55	447-27441-00-00	FOOTREST, REAR 2	1	
56	447-27433-00-00	COVER, RR FOOTREST	1	

CONTINUED ON NEXT FRAME ►



STAND - FOOTREST

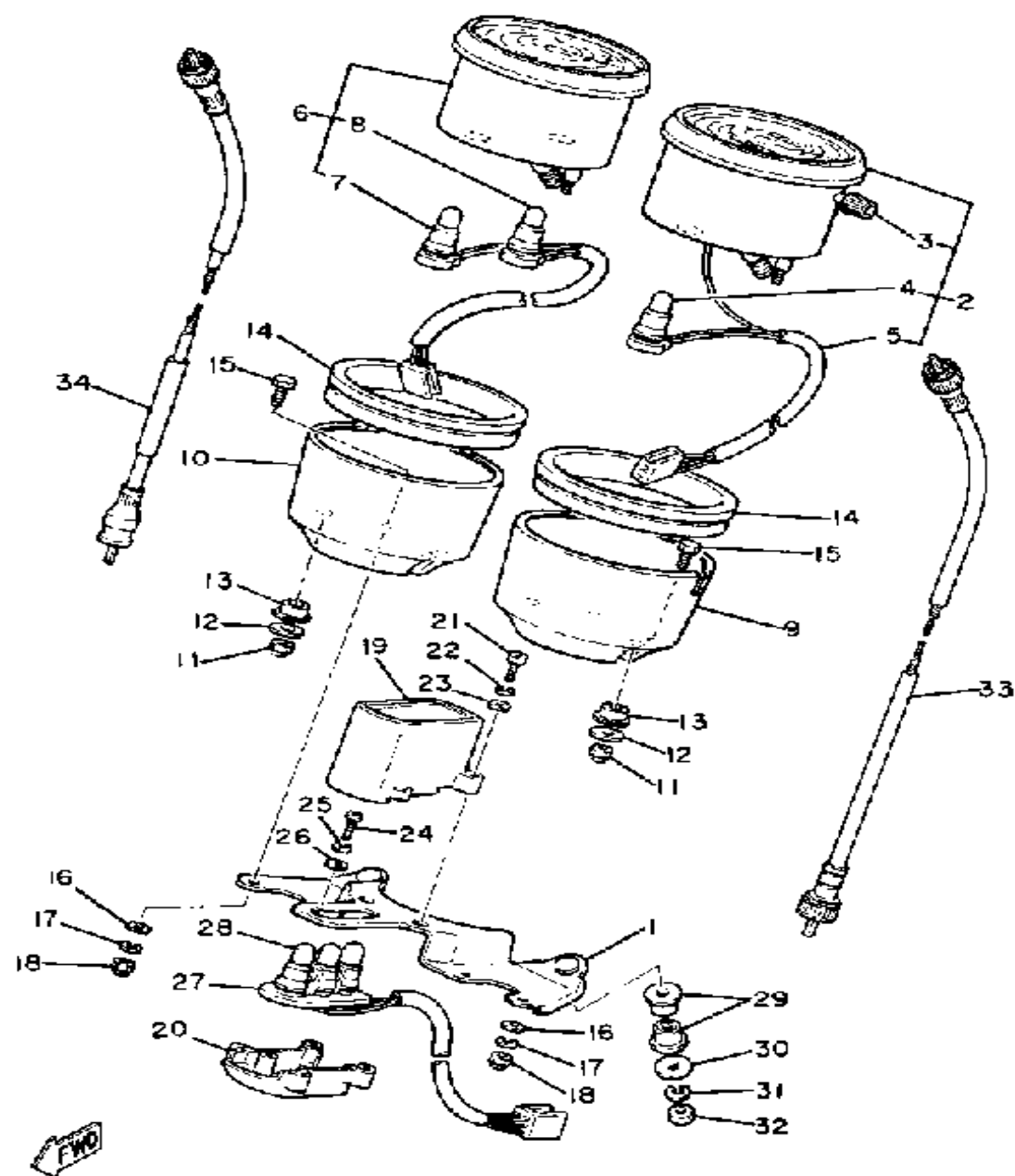
Ref. No.	Part Number	Description	Qty	Remarks
57	90209-18070-00	WASHER, SPECL SHAP	1	
58	90240-06042-00	PIN, CLEVIS	1	
59	91490-16020-00	PIN, COTTER	1	
60	97026-10020-00	BOLT	1	
61	92906-10100-00	WASHER, SPRING	1	



FLASHER LIGHT

Ref. No.	Part Number	Description	Qty	Remarks
1	3F9-83310-K0-93	FRT FLSHR LITE ASSEMBLY .	2	CHROME PLATED
2	1A0-83312-K0-00	. LENS, FLASHER	1	
3	3Y6-83313-00-00	. GASKET, FLSHR LENS	1	
4	256-83311-70-XX	. BULB, TS 12V27W	1	
5	341-83333-70-00	. SCREW, LENS FITTING	2	
6	3X8-83325-K0-00	. BLT, FLSHR STY FTNG	1	
7	341-83316-01-00	COLLAR, FLASHER 1	2	
8	341-83321-01-00	DAMPER, FLASHER 1	2	
9	92990-08200-00	WASHER, PLAIN	2	
10	256-84313-01-00	WIRE, EARTH	2	
11	92990-08100-00	WASHER	2	
12	95333-08600-00	NUT	2	
13	2L0-83340-E0-93	R FLSHR LITE ASSEMBLY . . .	2	CHROME PLATED
14	1A0-83312-K0-00	. LENS, FLASHER	1	
15	3Y6-83313-00-00	. GASKET, FLSHR LENS	1	
16	256-83311-70-XX	. BULB, TS 12V27W	1	
17	341-83333-70-00	. SCREW, LENS FITTING	2	
18	360-83367-09-00	. BOLT, STUD	1	
19	1U4-83316-00-00	COLLAR, FLASHER 1	1	
20	1U4-83326-00-00	COLLAR, FLASHER 2	1	
21	1U4-83321-00-00	DAMPER, FLASHER 1	2	
22	90209-08098-00	WASHER, SPEC'L SHAP	2	
23	92990-08100-00	WASHER	2	
24	95333-08600-00	NUT	2	
25	1H2-83346-00-00	CORD (1M1-82519-00)	1	
26	3FU-83364-00-00	WIRE, EARTH LEAD 1	1	
27	4E6-83350-70-00	FLASHER RELAY ASSEMBLY .	1	
28	1A0-83395-03-00	FLASHER CANCL UNIT	1	

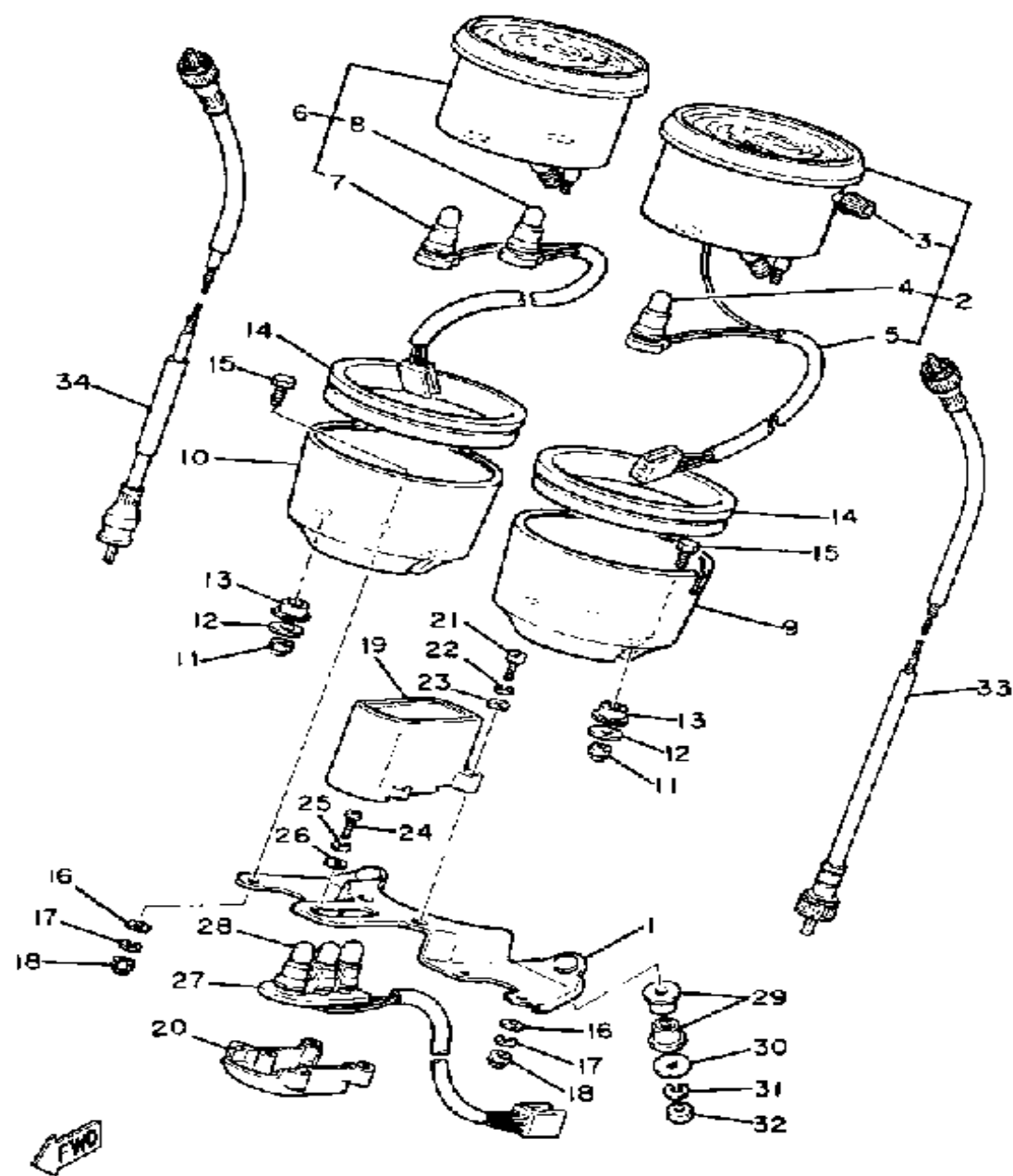
SPEEDOMETER - TACHOMETER



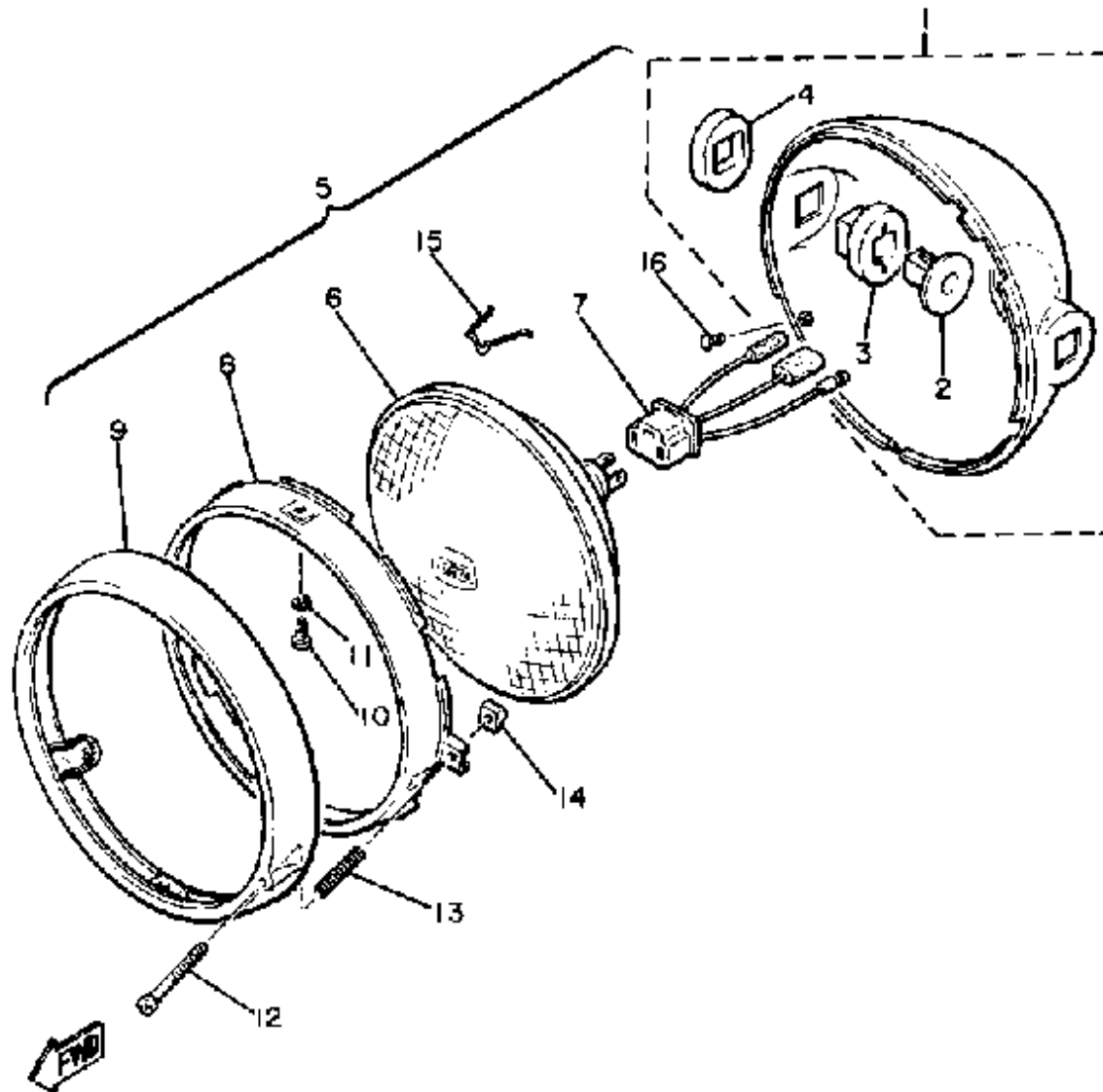
Ref. No.	Part Number	Description	Qty	Remarks
1	3F9-83519-01-00	BRACKET, METER	1	
2	5H1-83570-A0-00	SPEEDOMETER ASSEMBLY ..	1	
3	584-83578-71-00	. KNOB, TRIP METER	1	
4	4G1-84744-00-00	. BULB, MTR.12V3.4W	1	
5	10M-83520-20-00	. SOCKET CORD ASSEMBLY ..	1	
6	3J3-83540-A1-00	TACHOMETER ASSEMBLY ...	1	
7	(10M-83509-10-00)	SOCKET CORD ASSEMBLY ..	1	
8	4G1-84744-00-00	. BULB, MTR.12V3.4W	2	
9	2J2-83507-00-00	COVER, SPEEDOMETER	1	
10	2J2-83508-00-00	COVER, TACHOMETER	1	
11	95303-05800-00	NUT (CROWN)	4	
12	90201-05031-00	WASHER, PLATE	4	
13	584-83523-00-00	DAMPER	4	
14	3H3-83513-00-00	DAMPER	2	
15	584-83546-00-00	BOLT	4	
16	92990-06200-00	WASHER	4	
17	92995-06100-00	WASHER, SPRING	4	
18	95303-06800-00	NUT (CROWN)	4	
19	2L0-83568-A0-00	PILOT BOX, UPPER	1	
20	2G2-83569-A0-00	PILOT BOX, LOWER	1	
21	98506-04012-00	SCREW, PAN HEAD	4	
22	92906-04100-00	WASHER, SPRING	4	
23	92906-04600-00	WASHER, PLATE	4	
24	98580-04008-00	SCREW, PAN HEAD	1	
25	92901-04100-00	WASHER, SPRING	1	
26	92901-04600-00	WASHER, PLATE	1	
27	(3F9-83509-01-00)	SOCKET CORD ASSEMBLY ..	1	
28	4G1-84744-00-00	BULB, MTR.12V3.4W	3	
29	1A0-83523-00-00	DAMPER	4	

CONTINUED ON NEXT FRAME ➤

SPEEDOMETER - TACHOMETER

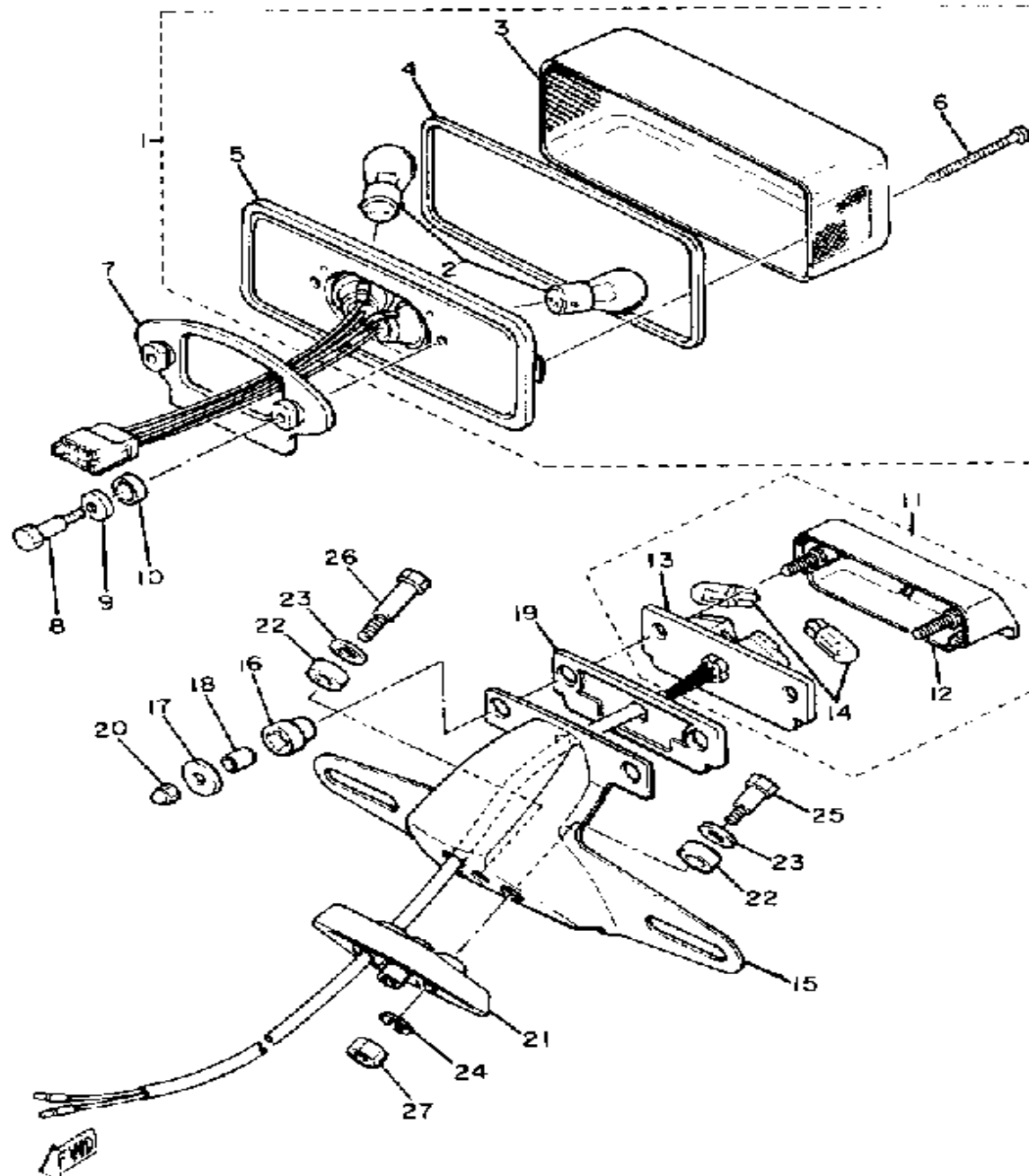


Ref. No.	Part Number	Description	Qty	Remarks
30	90201-06067-00	WASHER, PLATE	2	
31	92995-06100-00	WASHER, SPRING	2	
32	95380-06600-00	NUT	2	
33	2L0-83550-00-00	SPEEDOMETER CABLE	1	
34	4N5-83560-00-00	TACHOMETER CABLE	1	



HEADLIGHT

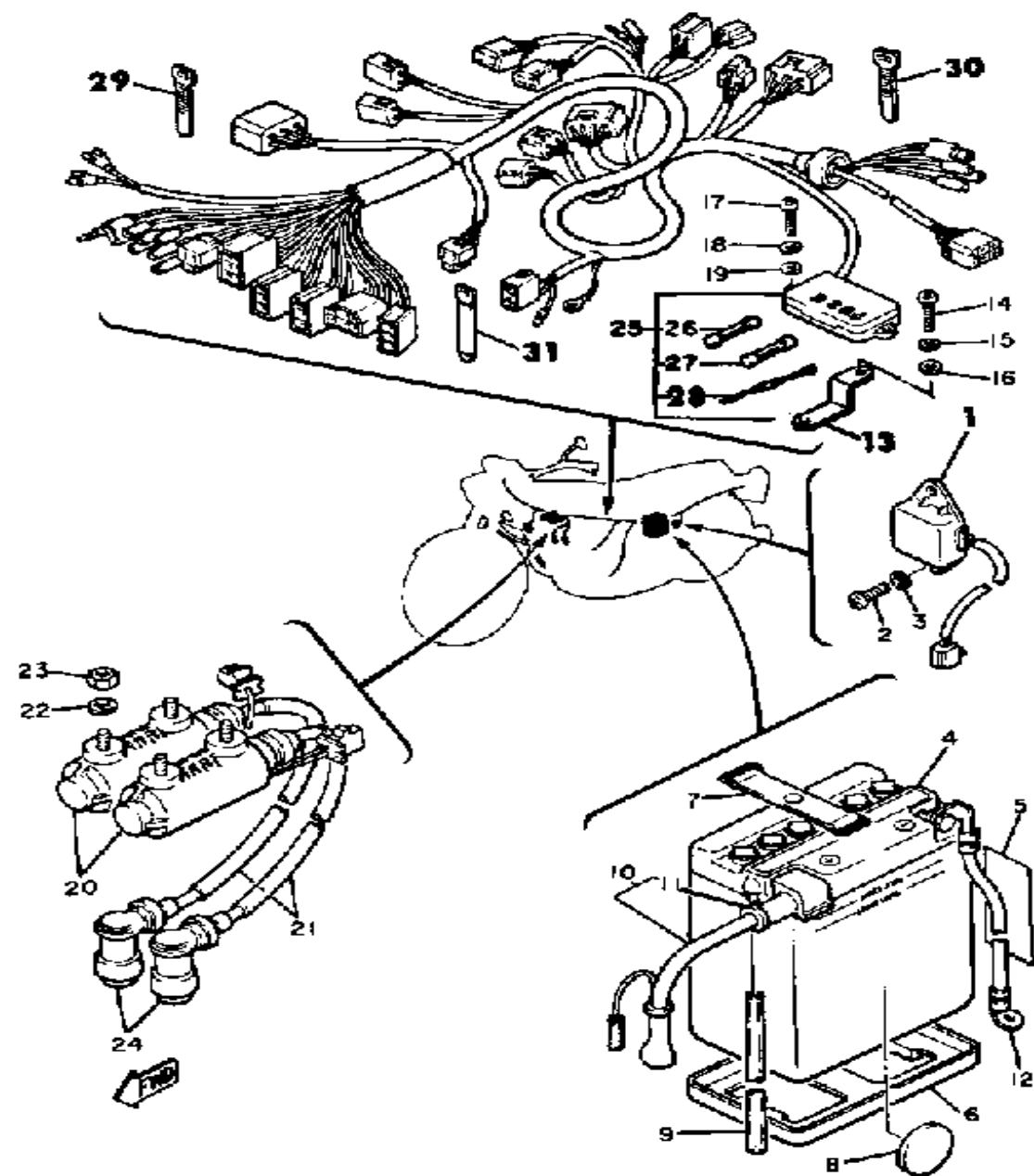
Ref. No.	Part Number	Description	Qty	Remarks
1	1A0-84330-60-93	BODY ASSEMBLY	1	CHROME PLATED
2	498-84145-60-00	. COLLAR, BODY FITTING	2	
3	498-84163-60-00	. DAMPER	2	
4	498-84164-60-00	. DAMPER	2	
5	1A0-84310-61-00	HEADLIGHT UNIT ASSEMBLY .	1	
6	1A0-84320-61-00	. LENS ASSEMBLY	1	
7	371-84312-60-00	. SOCKET	1	
8	1A0-84395-60-00	. RING, RETAINING	1	
9	1A0-84315-60-00	. RIM, HEADLIGHT	1	
10	438-84194-60-00	. RING, MOUNTING	2	
11	92990-05100-00	. WASHER, SPRING	2	
12	90157-04001-00	. SCREW, PAN HEAD	1	
13	1A0-84332-60-00	. SPRING, SCREW	1	
14	198-84334-60-00	. NUT, ADJUSTING	1	
15	507-84324-60-00	. SPRING, REFLECTOR	3	
16	90152-05005-00	SCREW, COUNTERSUNK	1	



TAILLIGHT

Ref. No.	Part Number	Description	Qty	Remarks
1	3G1-84710-60-00	TAILLIGHT UNIT ASSEMBLY ..	1	
2	256-84714-61-00	. BULB (12V-27/8W)	2	
3	1A8-84721-61-00	. LENS, TAILLIGHT	1	
4	1A0-84723-60-00	. GASKET, TAIL LENS	1	
5	3G1-84710-60-00	. TAILLIGHT UNIT ASSEMBLY .	1	
6	98580-04055-00	. SCREW, LENS FITTING	2	
7	3G1-84712-00-00	SEAT, BASE	1	
8	90109-06548-00	BOLT	2	
9	2H7-84754-00-00	WASHER, SPECIAL	2	
10	3G1-84712-60-00	SEAT, BASE	2	
11	1UF-84745-A0-00	LICENSE LITE ASSEMBLY ...	1	
12	3F9-84749-00-00	. BODY, LICENCE LIGHT	1	
13	3F9-84741-00-00	. BASE, LICENSE LIGHT	1	
14	3F9-84744-00-XX	. BULB, METER 12V3.8W	2	
15	3G1-84751-00-93	BRACKET, LICENSE	1	CHROME PLATED
16	3F9-84553-00-00	DAMPER	2	
17	3F9-84754-00-00	WASHER, SPECIAL	2	
18	3F9-84757-00-00	COLLAR, LCNSE BRKT	2	
19	3F9-84742-00-00	SEAT, BASE	1	
20	95303-05800-00	NUT (CROWN)	2	
21	3F9-84753-00-00	DAMPER	1	
22	3G1-84753-60-00	DAMPER	3	
23	92990-08200-00	WASHER, PLAIN	3	
24	92995-06100-00	WASHER, SPRING	3	
25	90109-06562-00	BOLT	1	
26	90109-06465-00	BOLT	2	
27	95380-06600-00	NUT	3	

ELECTRICAL 1

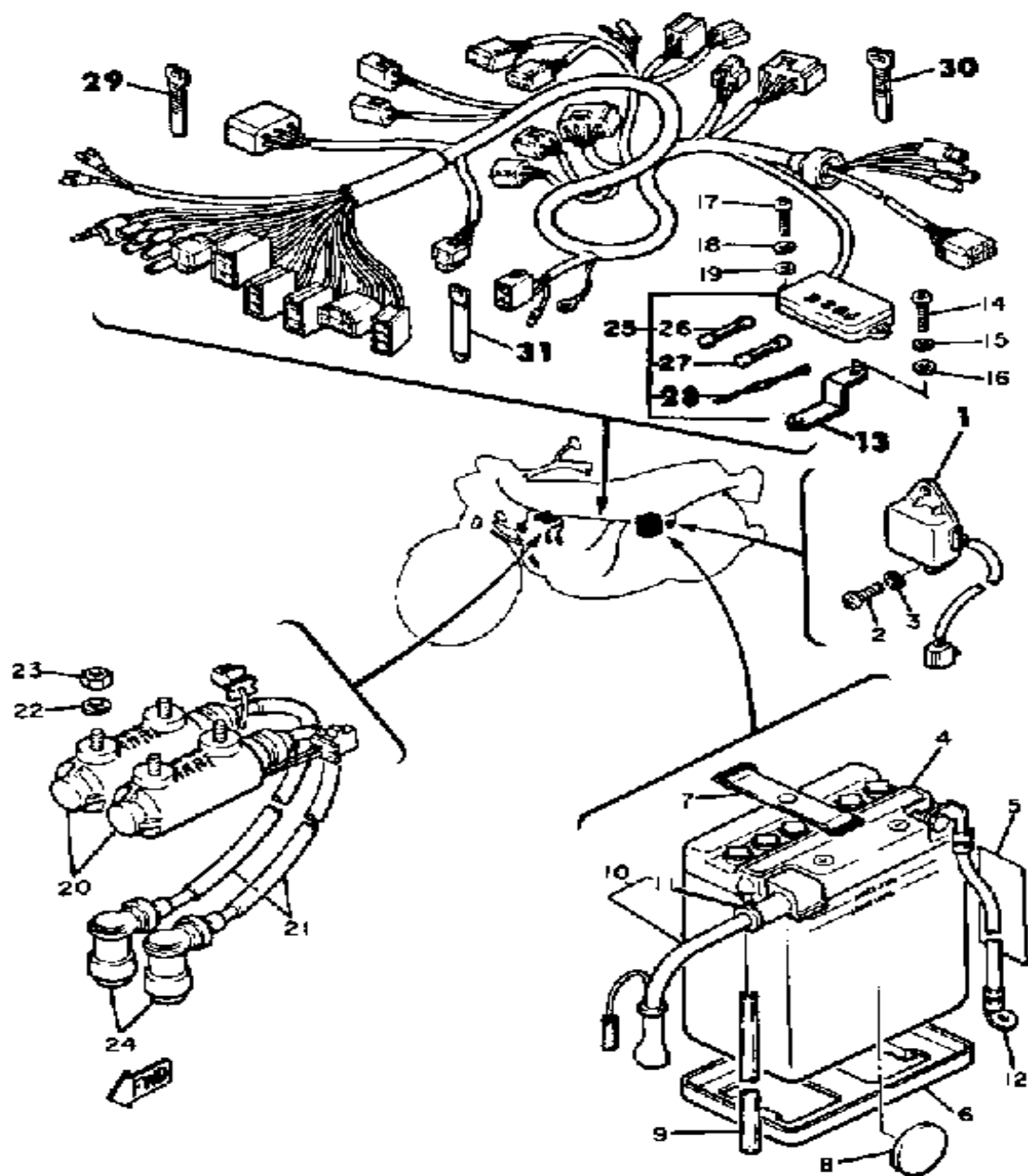


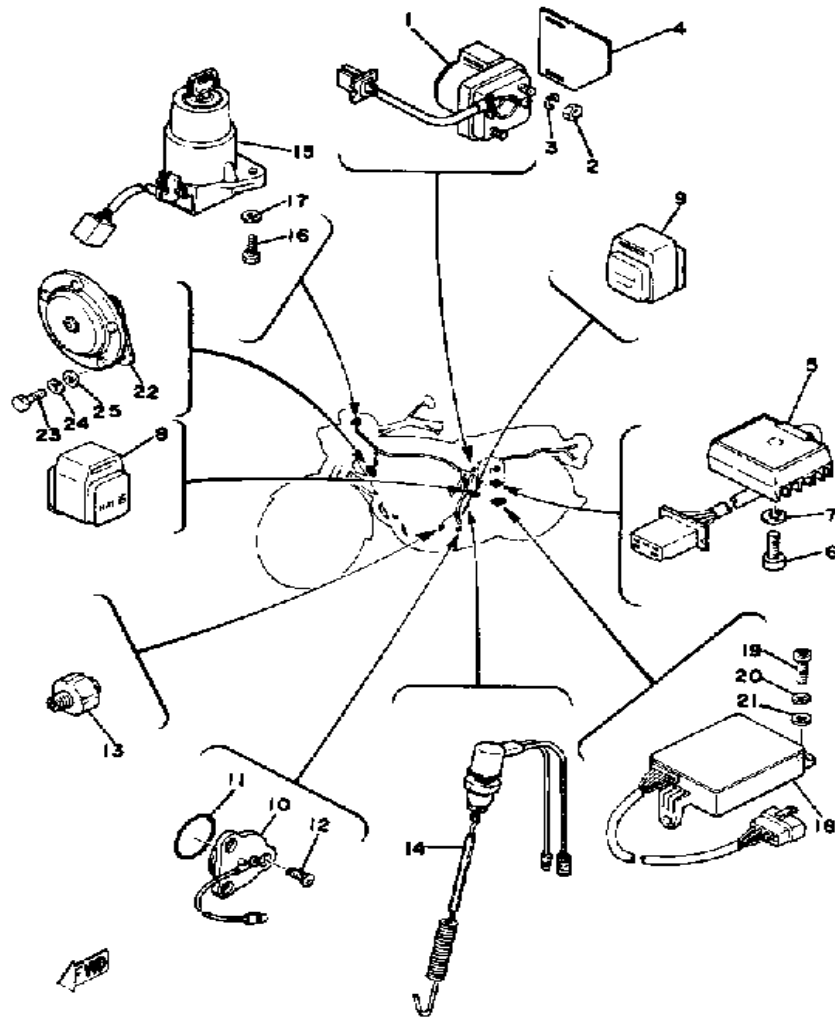
Ref. No.	Part Number	Description	Qty	Remarks
1	2L0-81910-50-00	VOLTAGE REG ASSEMBLY ..	1	
2	98580-06012-00	SCREW, PAN HEAD	2	
3	92995-06100-00	WASHER, SPRING	2	
4	BTY-12N12-A4-A1	YUASA 12N12A-4A-1 (366-82110-60)	1	
5	118-82141-09-00	LABEL, BATTERY	1	
6	(1L9-82122-00-00)	SEAT, BATTERY	1	
7	122-82131-00-00	BAND, BATTERY	1	
8	371-82121-00-00	PAD, BATTERY	4	
9	90445-08348-00	HOSE	1	
10	2L0-82115-00-00	WIRE, PLUS LEAD	1	
11	(1L9-82119-00-00)	COVER, LEAD WIRE	1	
12	1L9-82116-01-00	WIRE, MINUS LEAD	1	
13	(2L0-82171-00-00)	STAY, FUSE BOX	1	
14	98580-05016-00	SCREW, PAN HEAD	1	
15	92990-05100-00	WASHER, SPRING	1	
16	92901-05600-00	WASHER, PLATE	1	
17	98580-05016-00	SCREW, PAN HEAD	2	
18	92990-05100-00	WASHER, SPRING	2	
19	92901-05600-00	WASHER, PLATE	2	
20	2F3-82310-60-00	IGNITION COIL ASSEMBLY ...	2	
21	4X7-82341-00-00	CORD, HIGH TENS 1 (4X7-82342-00)	2	
22	92995-06100-00	WASHER, SPRING	4	
23	95380-06600-00	NUT	4	
24	29L-82370-00-00	PLUG CAP ASSEMBLY	2	
25	4R4-82590-51-00	WIRE HARNESS ASSEMBLY ..	1	
26	1A0-82161-00-00	. FUSE (20A) (148-82151-00-00)	1	
27	116-82151-00-00	. FUSE (10A)	3	

CONTINUED ON NEXT FRAME ►

ELECTRICAL 1

Ref. No.	Part Number	Description	Qty	Remarks
28	3H5-81980-00-00	. DIODE ASSEMBLY	1	
29	437-83936-01-00	BAND, SWITCH CORD	1	
30	437-83936-11-00	BAND, SWITCH CORD	2	
31	341-26397-01-00	BAND	1	

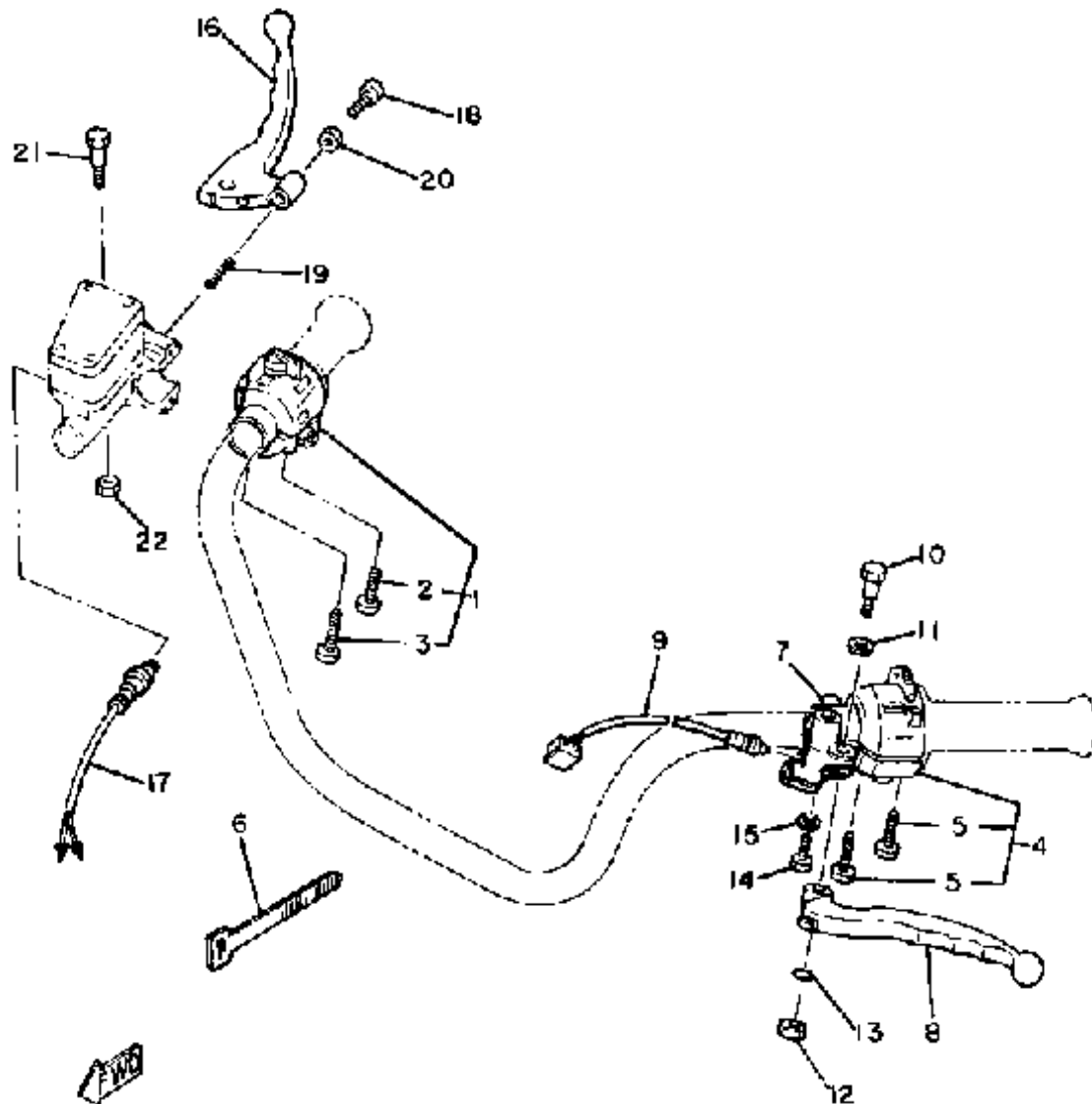




Battery: Model / Specific Gravity / Charge Rate	12N12A-4A (12V 12AH) / 1.25 / 1.2A
Maximum Output	14.5V 12A @ 5000 rpm
IGNITION SYSTEM	
Ignition Timing	Transistor-Controlled Ignition
	10° Mark
TROUBLESHOOTING	
Ignition Coil Test Gap / Primary Ω / Secondary Ω	6mm / 3.0 Ω \pm 10% / 8.6K Ω \pm 20%
Pulser Coil or Pickup Coil Color Code / Ω	R:Gm~Blk / 700 Ω \pm 150 Ω L:Org~Blk 700 Ω \pm 150 Ω
LIGHTING SYSTEM	
Headlight / Taillight / Signal Rating	12V50-35W / 12V 27-8W / 12V 27W

ELECTRICAL 2

Ref. No.	Part Number	Description	Qty	Remarks
1	1J7-81940-10-00	STARTER SWITCH ASSEMBLY	1	
2	95380-06700-00	NUT	2	
3	92995-06100-00	WASHER, SPRING	2	
4	(1L9-81916-00-00)	COVER, TERMINAL	1	
5	1L9-81970-60-00	RECTIFIER ASSEMBLY (1A0-81970-20)	1	
6	98580-06020-00	SCREW	1	
7	92995-06100-00	WASHER, SPRING	1	
8	3H5-81950-00-00	RELAY ASSEMBLY	1	
9	12R-81950-01-00	RELAY ASSEMBLY.RELAY (4H7-81950-01)	1	
10	1L9-82540-00-00	NEUTRAL SWITCH ASSEMBLY	1	
11	93210-29196-00	O-RING	1	
12	98701-05012-00	SCREW, FLAT HEAD	3	
13	341-82504-02-00	OIL PRESSURE SWITCH ASS'Y	1	
14	1L9-82530-02-00	STOP SWITCH ASSEMBLY ...	1	
15	3JV-82501-00-00	MAIN SWITCH STEERING LOCK	1	
16	97313-06016-00	BOLT, HEXAGON	2	
17	92901-06600-00	WASHER	2	
18	4R4-82305-10-00	IGNITOR UNIT ASSEMBLY 1 ..	1	
19	98580-06020-00	SCREW	3	
20	92995-06100-00	WASHER, SPRING	3	
21	92901-06600-00	WASHER	3	
22	(4R4-83371-20-00)	HORN	1	
23	97013-06012-00	BOLT	2	
24	92995-06100-00	WASHER, SPRING	2	
25	92901-06600-00	WASHER	2	



HANDLE SWITCH - LEVER

Ref. No.	Part Number	Description	Qty	Remarks
1	2H7-83975-02-00	SWITCH, HANDLE 2	1	LOW GLOSS BLK
2	98501-05030-00	. SCREW, PAN HEAD	1	
3	98501-05040-00	. SCREW, PAN HEAD (98502-05040)	1	
4	3F9-83973-00-00	SWITCH, HANDLE 3	1	
5	98501-05030-00	. SCREW, PAN HEAD	2	
6	437-83936-01-00	BAND, SWITCH CORD	4	
7	3Y6-82911-00-00	HOLDER, LEVER 1	1	
8	2H0-83912-30-00	LEVER L	1	
9	3Y6-82917-00-00	SWITCH	1	
10	2H7-83945-00-00	BOLT, LEVER	1	
11	90201-08083-00	WASHER, PLATE	1	
12	95601-06100-00	NUT, U	1	
13	93210-11368-00	O-RING	1	
14	97006-06022-00	BOLT	1	
15	92906-06100-00	WASHER, SPRING	1	
16	4L0-83922-00-00	LEVER RH	1	
17	1A0-83980-30-00	STOP SWITCH ASSEMBLY ...	1	
18	90149-06131-00	SCREW	1	
19	90501-10312-00	SPRING, COMPRESSION	1	
20	90170-06010-00	NUT	1	
21	90109-06465-00	BOLT	1	
22	95601-06100-00	NUT, U	1	

TOP END GASKET KIT

Ref. No.	Part Number	Description	Qty	Remarks
22	1J7-12119-01-00	SEAL, VALVE STEM	4	
	1L9-13556-00-00	GASKET, MANIFOLD	2	
	1L9-14613-00-00	GASKET, EXST PIPE	2	
	2A2-11181-09-00	GASKET, CYLINDER HEAD 1 .	1	
	2A2-11351-00-00	GASKET, CYLINDER	1	
	90334-11035-00	PLUG, STRAIGHT	1	
	90430-14131-00	GASKET	1	
	90430-16048-00	GASKET	2	
	93102-23190-00	OIL SEAL, SD-TYPE	1	
	93210-07242-00	O-RING	2	
	93210-18322-00	O-RING	1	
	93210-32172-00	O-RING	4	
	93210-74316-00	O-RING	2	

XS400SH

1981 SERVICE DATA

MODEL - IBM I.D. NUMBER	XS400SH-B	XS400SH-R	4R4
Initial Engine Number / Frame Number	4R4-000101 / 4R4-000101		
Basic Color(s)	Black Gold (G) New Ruby Red (R)		
Fuel Type / Fuel Tank Capacity / Reserve Capacity	Regular / 14.0 Lit. (3.7 Gal.) / 3.3 Lit. (0.9 Gal.)		
Dry Vehicle Weight	170 kg (374 lbs.)		
ENGINE TYPE	4-Stroke, Air-Cooled, SOHC		
Bore/Stroke/Number Cylinders/Displacement (cc)	69.0mm / 62.4mm / 2 / 392cc		
Compression Ratio/Compression Pressure Min~Max	9.3:1 / 9.0 ~ 11.0 kg/cm ²		
Piston Skirt Clearance New / Max	0.03 ~ 0.05mm / 0.1mm		
Ring End Gap Top / 2nd / 3rd	0.2 ~ 0.4mm / 0.2 ~ 0.4mm / 0.2 ~ 0.9mm		
Valve Clearance (Cold) Intake / Exhaust	0.10mm / 0.18mm		
Oil Pressure Hot / rpm	1.2 kg/cm ² @ 80°C/1200 ~ 1300 rpm @ Oil Pressure Switch		
Oiling System	Wet Sump		
Capacity: Dry	2600cc		
Oil and Filter Change	2300cc		
Oil Change	2000cc		
Lubricant: Temp. Above 5°C (40°F)	Yamalube 4* or SAE 20W40 SE		
Temp. Below 15°C (60°F)	SAE 10W30 SE		
AUTOLUBE - Min. Stroke / Color Code	Ø		
Minimum Output @ 200 Cycles	Ø		
Maximum Output @ 200 Cycles	Ø		
CARBURETOR - Mfr. / Type / I.D. Number	Mikuni / BS34III / 3F9-00		
Main Jet / Pilot Jet	135 / 42.5		
Needle Jet / Jet Needle-Clip Position	Y-2 / 5GZ9 Fixed		
Slide Cutaway or Throttle Valve	135		
Float Level / Fuel Level	27.3 ± 1.0mm / NA		
Idle rpm	1200 rpm		
Max CO* / Max HC* / Set CO	5.0 % / 500 ppm / 2.0 % (All settings @ Idle)		
SUSPENSION			
Front Forks: Oil Type / Level / Qty	20 Wt. Fork Oil* / Ø / 142cc		
Gas Pressure	Ø		
Spring Length Std.	502mm		
Monoshock: Oil Type / Qty	Ø		
Gas Pressure	Ø		
Minimum Brake Lining Thickness	Front: 6mm Rear: 6mm		
Tire Size (Nominal Pressure)	F: 3.00S18 (1.8 kg/cm ² / 26 psi) R: 120/90-18 (2.0 kg/cm ² / 28 psi)		
TRANSMISSION - Oil Type/Qty Chg/Qty Reassemble	See ENGINE Above		
Primary Drive Type / Teeth / Ratio	Spur Gear / 78-24 / 3.250		
Secondary Drive Type / Teeth / Chain	Chain Drive / 37-16 / DID50DS-102L		
Clutch Friction Plate Thickness Std ~ Min.	3.0 ~ 2.7mm		
Clutch Spring Length Std ~ Min.	34.6 ~ 33.6mm		
Middle Gear Case Capacity	Ø		
Final Gear Case Capacity	Ø		
Gear Case Lubricant: Temp. Above 5°C (40°F)	Ø		
Temp. Below 15°C (60°F)	Ø		
All Weather Conditions	Ø		

SERVICE COPY	SER MGR	MECH	MECH	MECH	BINDER
OFFICE COPY	GEN MGR	SALES	PARTS	BINDER	PAGE 1 OF 2

CHARGING SYSTEM	AC Generator / 3-Phase / Full Wave
Battery: Model / Specific Gravity / Charge Rate	12N12A-4A (12V 12AH) / 1.28 / 1.2A
Maximum Output	14.5V 12A @ 5000 rpm
TROUBLESHOOTING	
Field Coil Color Code / Ω	Rotor: Grn ~ Blk/4.0 Ω ± 10% Stator: Wht ~ Wht/0.72 Ω ± 10%
Charge Coil Color Code / Ω	Ø
IGNITION SYSTEM	Transistor-Controlled Ignition
Ignition Timing	10° Mark
	Std: 10° BTDC @ 1200 rpm Adv: 38° @ 4000 rpm
Spark Plug Type	NGK BP-7ES or Champion N-7Y
Spark Plug Gap / Torque / Cap Ω	0.7 ~ 0.8mm / 2.0 m·kg / 10K Ω ± 20%
Point Gap / Condenser Capacitance	Ø / Ø
TROUBLESHOOTING	
Ignition Coil Test Gap / Primary Ω / Secondary Ω	6mm / 3.0 Ω ± 10% / 8.6K Ω ± 20%
Pulser Coil or Pickup Coil Color Code / Ω	R: Grn~Blk / 700 Ω ± 150 Ω L: Org~Blk 700 Ω ± 150 Ω
Source Coil Color Code / Ω	Ø
LIGHTING SYSTEM	
Headlight / Taillight / Signal Rating	12V50-35W / 12V 27-8W / 12V 27W
TROUBLESHOOTING	
Lighting Coil Color Code / Ω	Ø
TORQUE VALUES	
Front Axle Nut	14 x 1.5: 10.7 m·kg
Front Axle Holder Nut	8 x 1.25: 2.0 m·kg
Rear Axle Nut	14 x 1.5: 10.7 m·kg
Rear Axle Pinch Bolt	Ø
Clutch Nut	Ø
Drain Plug	14 x 1.5: 3.8 m·kg
Cylinder Head Cover	6 x 1.0: 1.0 m·kg 8 x 1.25: 2.0 m·kg
Cylinder Head:	6 x 1.0: 1.0 m·kg
	10 x 1.25: 3.0 m·kg (Use Oil)
Engine Mounting Bolts: Front	10 x 1.25: 3.1 m·kg
Rear	10 x 1.25: 3.1 m·kg
Upper	8 x 1.25: 1.8 m·kg

Ø = Does Not Apply To This Model

NA = Information Not Available

*Available From Yamaha Parts Distributors Inc.

*For Diagnostic Use Only

CHARGING SYSTEM		AC Generator / 3-Phase / Full Wave
Battery: Model / Specific Gravity / Charge Rate	12N12A-4A (12V 12AH) / 1.28 / 1.2A	
Maximum Output	14.5V 12A @ 5000 rpm	
TROUBLESHOOTING		
Field Coil Color Code / Ω	Rotor: Grn ~ Blk/4.0 Ω ± 10% Stator: Wht ~ Wht/0.72 Ω ± 10%	
Charge Coil Color Code / Ω	Ø	
IGNITION SYSTEM		Transistor-Controlled Ignition
Ignition Timing	10° Mark	
	Std:10° BTDC @ 1200 rpm Adv:38° @ 4000 rpm	
Spark Plug Type	NGK BP-7ES or Champion N-7Y	
Spark Plug Gap / Torque / Cap Ω	0.7 ~ 0.8mm / 2.0 m·kg / 10K Ω ± 20%	
Point Gap / Condenser Capacitance	Ø / Ø	
TROUBLESHOOTING		
Ignition Coil Test Gap / Primary Ω / Secondary Ω	6mm / 3.0 Ω ± 10% / 8.6K Ω ± 20%	
Pulser Coil or Pickup Coil Color Code / Ω	R:Grn~Blk / 700 Ω ± 150 Ω L:Org~Blk 700 Ω ± 150 Ω	
Source Coil Color Code / Ω	Ø	
LIGHTING SYSTEM		
Headlight / Taillight / Signal Rating	12V60-35W / 12V 27-8W / 12V 27W	
TROUBLESHOOTING		
Lighting Coil Color Code / Ω	Ø	
TORQUE VALUES		
Front Axle Nut	14 x 1.5: 10.7 m·kg	
Front Axle Holder Nut	8 x 1.25: 2.0 m·kg	
Rear Axle Nut	14 x 1.5: 10.7 m·kg	
Rear Axle Pinch Bolt	Ø	
Clutch Nut	Ø	
Drain Plug	14 x 1.5: 3.8 m·kg	
Cylinder Head Cover	6 x 1.0: 1.0 m·kg 8 x 1.25: 2.0 m·kg	
Cylinder Head:	6 x 1.0: 1.0 m·kg	
	10 x 1.25: 3.0 m·kg (Use Oil)	
Engine Mounting Bolts: Front	10 x 1.25: 3.1 m·kg	
Rear	10 x 1.25: 3.1 m·kg	
Upper	8 x 1.25: 1.8 m·kg	

Ø = Does Not Apply To This Model

NA = Information Not Available

*Available From Yamaha Parts Distributors Inc.

*For Diagnostic Use Only